Product Catalogue
for window manufacturers, fittings trade and component trade
07/2024 EN
PVC-U/timber

primePort SK / primePort PAS

Sliding tilt fittings/sliding fittings with parallel action



winkhaus.com

1

General Information

Supplementary range primePort

This product catalogue is intended to provide you with information about the primePort product range. It complements our extensive product portfolio of the fitting system for activPilot. The standard components of the primePort fitting system are included in the activPilot Concept product catalogue.

Manufacturer and contact

Publisher and source

Manufacturer and contact details

The manufacturer and contact details can be found on the back of this manual.

Copyright

All content, in particular texts, photographs and graphics, is protected by copyright. No reproduction, modification or use of the aforementioned content in other electronic or printed publications is permitted without the prior consent of **Aug. Winkhaus GmbH & Co. KG**.

© Aug. Winkhaus GmbH & Co. KG

All rights and modifications are reserved.

1	General product information	2-19
2	Lists of fittings	20-65
3	Drive rods	66-72
4	Corner drives	73
5	Bogies/Cover caps	74-75
6	Sliding shears/Stay arms	76-77
7	Sets of rails	78-79
8	Covering profiles	80-81
9	Additional locking systems	82
10	Accessories	83-90
11	Frame parts	91-98
12	Mounting jigs	99-101
13	Description of features	102-104

1

Other applicable documents

Introduction

Further documents and documentation apply in connection with this product catalogue. These are listed below.

General terms and conditions of business

All our deliveries, performances and offers are made exclusively on the basis of these General Terms and Conditions of Business and Delivery (GTC). You can find the current General Terms and Conditions on the Winkhaus homepage at the following hyperlink:
General Terms and Conditions

https://www.winkhaus.com/**de**/agb *
*= alternative to /**de**/ is to be navigated to the respective country page for each location.

The Winkhaus Portal

The Winkhaus Portal – versatile and practical: Our market partners can find a wide range of services with media downloads, product configurators, order management tools and much more in the Winkhaus Portal.

After entering a Winkhaus article number or designation, a data sheet download can be started. For example, relevant dimensions for assembly such as screw dimensions and positions or routing dimensions can be found here.

For the specific articles a multi-page data sheet is available in several languages:

- For download in Winkhaus Partner Portal or on request
https://partnerportal.winkhaus.com/winkhaus/**de**/EUR/ *

*= as an alternative to/**de**/ is to be navigated to the respective country page for each location.

Guidelines of Gütegemeinschaft Schlösser und Beschläge e.V.

Gütegemeinschaft Schlösser und Beschläge e.V. publishes guidelines that provide assistance in the application of locks and hardware in windows, balcony doors and doors.

Guidelines of Gütegemeinschaft Schlösser und Beschläge e.V.
https://www.guetegemeinschaft-schloss-beschlag.de/Pruefen-Zertifizieren/Richtlinien/

winkhaus.com · All rights and modifications are reserved. · For more product information, visit our Partner Portal · partnerportal.winkhaus.com

The following guidelines also apply:

VHBH guideline

The guideline **Guidelines/advice on the product and on liability (VHBH)** can be accessed via the following hyperlink:
Hardware for windows and balcony doors – Guidelines/advice on the product and on liability (VHBH)
https://www.guetegemeinschaft-schloss-beschlag.de/Pruefen-Zertifizieren/Richtlinien/VHBH/

VHBE guideline

The guideline **Guidelines/advice for end users (VHBE)** can be accessed via the following hyperlink:
Hardware for windows and balcony doors – Guidelines/advice for end users (VHBE)
https://www.guetegemeinschaft-schloss-beschlag.de/Pruefen-Zertifizieren/Richtlinien/VHBE/

Verband Fenster + Fassade (Association of Window and Facade Manufacturers, Frankfurt)

Plenty of information (e.g. guidelines and data sheets) is available on the following website as a reliable source of information for manufacturers, architects, planners and builders:

Verband Fenster + Fassade
https://www.window.de/windowde/fensterverbaende/

Other guidelines and standards

- The specifications of the profile manufacturers (application sizes, manufacturing specifications and processing guidelines) must be observed.
- Specifications and information of the fitting screw manufacturers
- Relevant European standards or parts thereof

1

Winkhaus guarantees high quality.

Quality Standards

Winkhaus offers impressively innovative products and competent services. High quality is the hallmark of the user-friendly window technology, the convenient door locking systems and the intelligent access control systems.

Winkhaus certification process

The Winkhaus group successfully passed a group certification of production sites according to DIN EN ISO 9001:2015 / DIN EN ISO 50001:2011. The group certification ensures that we use the same criteria and procedures in all Winkhaus subsidiaries and thus we can always offer consistent quality for our customers.

Winkhaus ensures the high product quality with continuous internal monitoring. We also have our products and products monitored regularly by independent testing institutions. Consistent quality management ensures the high quality level of our products in the long term.



Certificates on the Winkhaus homepage

Filtering certificates and test certificates

Information on the high-quality system solutions for windows and doors as well as modern access control is available on the Winkhaus homepage under **Technical Downloads**.

Under the navigation button **Medium**, the filter setting **Certificates and test certificates** can be used to access the corresponding media directly.

- Download Technical Downloads

https://www.winkhaus.com/de/Technische-Downloads/ **= alternative to /**de**/ is to be navigated to the respective country page for each location.

winkhaus.com · All rights and modifications are reserved. · For more product information, visit our Partner Portal · partnerportal.winkhaus.com

1

Packing key in the Winkhaus logistics system

The shipping units were chosen in a way that our products can be handled without any problems at your works, ranging from cardboard packaging to complete pallet units. For instance, we provide KLTs (small load carriers) in different sizes which are eco-friendly and facilitate logistics. The reusable packaging units, which can be stacked on a europallet, have a bar code and enable optimal stock organisation and easy transport to the relevant workstations. The packaging used for the products in question can be found on the corresponding product pages.

BL BL Goods packed in PE bags with bar code

KT KT Goods packed in cardboard boxes with bar code

BD BD Tied goods with barcode

K3 K3 Small cardboard box with bar code Dim.: 395 x 295 x 205 mm

K4 K4 Big cardboard box with bar code Dim: 595 x 395 x 205 mm

KK KK Small KLT 4321 Dim: 400 x 300 x 214 mm with cover, bar code, sealed, stackable

GK GK Big KLT 6412 Dim: 600 x 400 x 214 mm with cover, bar code, sealed, stackable

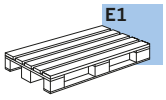

E1 E1 europallet with KLT Pallet size 800 x 1,200 mm

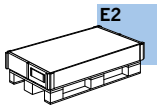

E2 E2 europallet with cover box and bar code Pallet size 800 x 1,200 mm

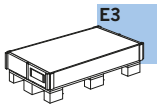

E3 E3 One-way pallet with cover box and bar code

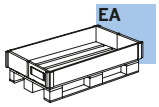

EA EA Europallet with frame and bar code Pallet size 800 x 1,200 mm

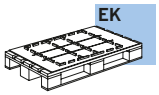

EK EK Europallet with KLT and fixing plate (avoids shifting of goods) Pallet size 800 x 1,200 mm

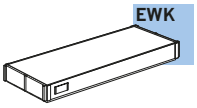

EWK EWK Disposable cardboard box E3, L6 or L7

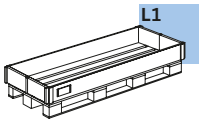

L1 L1 Reusable pallet for long goods with frame and bar code Pallet size 800 x 1,800 mm

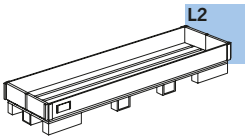

L2 L2 Reusable pallet II for long goods with frame and bar code Pallet size 800 x 2,400 mm

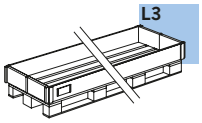

L3 L3 Reusable pallet III for long goods with frame and bar code Pallet size 800 x 3,500 mm

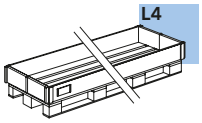

L4 L4 Reusable pallet IV for long goods with frame and bar code Pallet size 800 x 4,200 mm

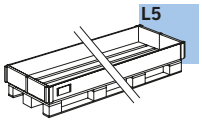

L5 L5 Reusable pallet V for long goods with frame and bar code Pallet size 800 x 6,500 mm

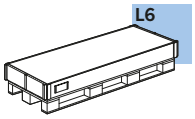

L6 L6 One-way pallet with cover box for long goods with bar code Pallet size 800 x 1,800 mm

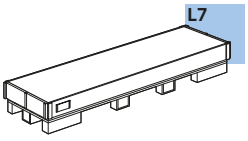

L7 L7 One-way pallet with cover box for long goods with bar code Pallet size 800 x 2,400 mm

1

Design variants (schematic)

Two-panel element

Schematic A

1 sliding sash (left or right), glazed frame:

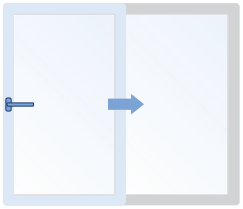

Three-panel element

Schematic G

1 sliding sash (left or right), glazed frame:

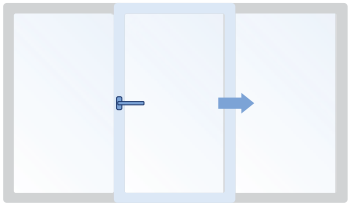

Four-panel element

Schematic C

2 sliding sashes (left and right), glazed frame:
(also for elements without fixed window posts)

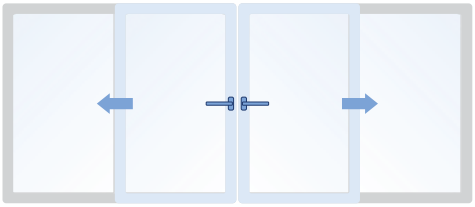

Three-panel element

Schematic K

2 sliding sashes (left and right), glazed frame:



Determination of the opening direction for sliding elements in accordance with DIN EN 12519

The opening direction is determined from the inside.
When looking at a closed, *"right opening"* sash, it is a "left sash".

winkhaus.com · All rights and modifications are reserved. · For more product information, visit our Partner Portal · partnerportal.winkhaus.com

1

User information/operating instructions

primePort SK

An instruction sticker for operating the slide-tilt element can be ordered separately. It is to be positioned on the window glass within easy reach of the end user. Further information on ordering is available from your Winkhaus contact person.

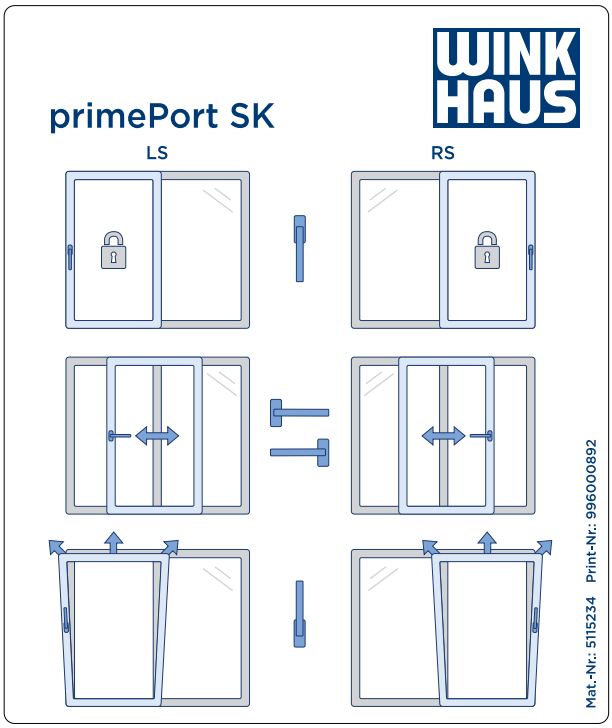

1

primePort PAS

An instruction sticker for operating the sliding element with parallel action can be ordered separately. It is to be positioned on the window glass within easy reach of the end user. Further information on ordering is available from your Winkhaus contact person.

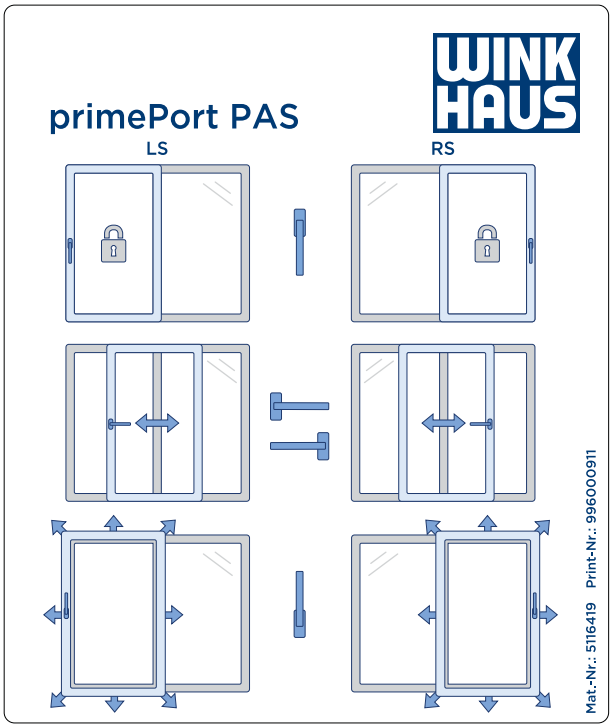

winkhaus.com · All rights and modifications are reserved. · For more product information, visit our Partner Portal · partnerportal.winkhaus.com

Product characteristics

primePort SK 100 S

Sash rebate width	620*-1300 mm
Sash rebate height	650-2300 mm
Maximum sash weight	100 kg
Bogie design	standard
Bogie reinforcement set	no
Shear activation	without handle control

primePort SK 160 S/primePort PAS 160

Sash rebate width	620*-2000 mm
Sash rebate height	650-2700 mm
Maximum sash weight	160 kg
Bogie design	standard
Bogie reinforcement set	yes
Shear activation	without handle control

primePort SK 160 Z

Sash rebate width	710*-2000 mm
Sash rebate height	850-2700 mm
Maximum sash weight	160 kg
Bogie design	standard
Bogie reinforcement set	yes
Shear activation	with handle control

primePort SK 220 Z

Sash rebate width	1130-2000 mm
Sash rebate height	850-2700 mm
Maximum sash weight	220 kg
Bogie design	tandem bogie
Bogie reinforcement set	yes
Shear activation	with handle control

Legend: * = minimum sash rebate width for bogie version including damper system

1 Notes on the use of application diagrams

Please check:

- Are window dimensions within the range highlighted in grey?
- Is the intersection point to be determined located to the left of the limiting curve of the glass weight?

Example

- Sash rebate width [FFB] = 1600 mm
- Sash rebate height [FFH] = 2200 mm
- Glass weight [GG] = 40 kg/m² (corresponds to the cyan curve)

The intersection point “S” is located in the area highlighted in grey and to the left of the light blue limiting curve of the filling weight (GG = 40 kg/m²), i. e. in the permitted area.

General guidelines for using Winkhaus application diagrams

On the establishment of application diagrams, the following values were considered:

- Glass weight GG ~ 2.5 kg/m² per mm of glass thickness
- Profile weight ~ 3.25 kg/RM

Dimension R

- Areas of application valid for a “Dimension R” of 38 mm (± 10 mm)

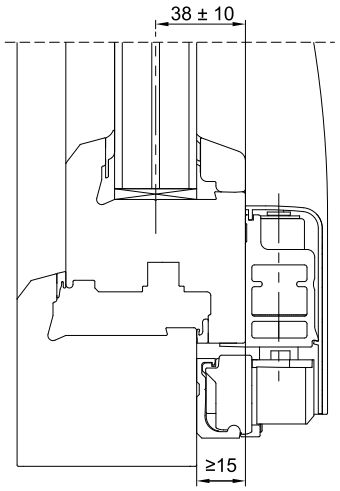

Dimension R

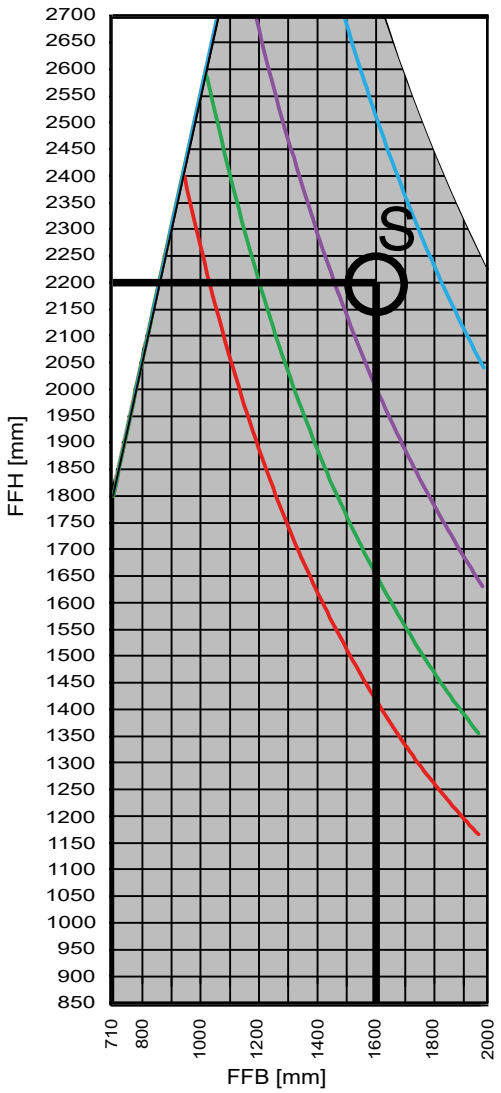

Abbreviations

- FFB = Sash rebate width [mm]
- FFH = Sash rebate height [mm]
- GG = Glass weight per square metre [kg/m²]

Impermissible range of application

Permissible range of application

winkhaus.com · All rights and modifications are reserved. · For more product information, visit our Partner Portal · partnerportal.winkhaus.com

1

Application diagram for ascertaining the admissible sash sizes

Limitation of the sash formats for different glass thicknesses

Type of fittings
- **primePort 100 S**

Opening mode
- Slide-tilt

Profile material
- Timber, PVC-U
- Airgap: 12 mm
- Groove centre position: 9/13 mm

Sash weight
- ≤ 100 kg

Basis for testing
- according to ift certification program QM 347

  Testing according to EN 13126-17

  – Class H3 (20,000 cycles)

Calculation basis:
- Values to be observed

  – Maximum height/width ratio (aspect ratio FFB: FFH) ≤ 2.5:1

Application range
- Sash dimensions

  – Sash rebate width [FFB] 620*-1300 mm
  – Sash rebate height [FFH] 650-2300 mm

  Special instructions

  – The information in the application diagram refers to the glass weight [GG] in kg/m² (1 mm/m² glass thickness = 2.5 kg)

Observe instructions on window profile!
- You must specifically take into account information provided by the profile manufacturer or system owner when determining the maximum sash sizes and sash weights!

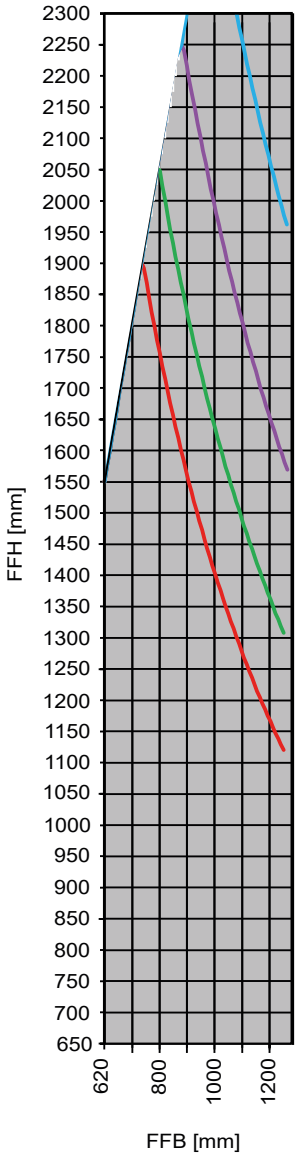

* = minimum sash rebate width for bogie version including damper system

Impermissible range of application

Permissible range of application

Curve line colour	Glass weight
red	70 kg/m²
green	60 kg/m²
purple	50 kg/m²
light blue	40 kg/m²

Caution

Screwing of load-bearing fitting parts such as slide and guide rails, bogies and support rails must be adapted to accommodate the load situation.

Important

In the case of slide rails, a pressure-resistant packer corresponding to the loads and geometrical dimensions must be provided for further load transfer to the structure.

1

Application diagram for ascertaining the admissible sash sizes

Limitation of the sash formats for different glass thicknesses

Type of fittings
- **primePort 160 S/primePort PAS 160 S**

Opening mode
- Slide-tilt

Profile material
- Timber, PVC-U
- Airgap: 12 mm
- Groove centre position: 9/13 mm

Sash weight
- ≤ 160 kg

Basis for testing
- according to ift certification program QM 347

Testing according to EN 13126-17

- Class H3 (20,000 cycles)

Calculation basis:
- Values to be observed
  - Maximum height/width ratio (aspect ratio FFB: FFH) ≤ 2.5:1

Application range
- Sash dimensions
  - Sash rebate width [FFB] 620*-2000 mm
  - Sash rebate height [FFH] 650-2700 mm

Special instructions

- The information in the application diagram refers to the glass weight [GG] in kg/m² (1 mm/m² glass thickness = 2.5 kg)

Observe instructions on window profile!
- You must specifically take into account information provided by the profile manufacturer or system owner when determining the maximum sash sizes and sash weights!

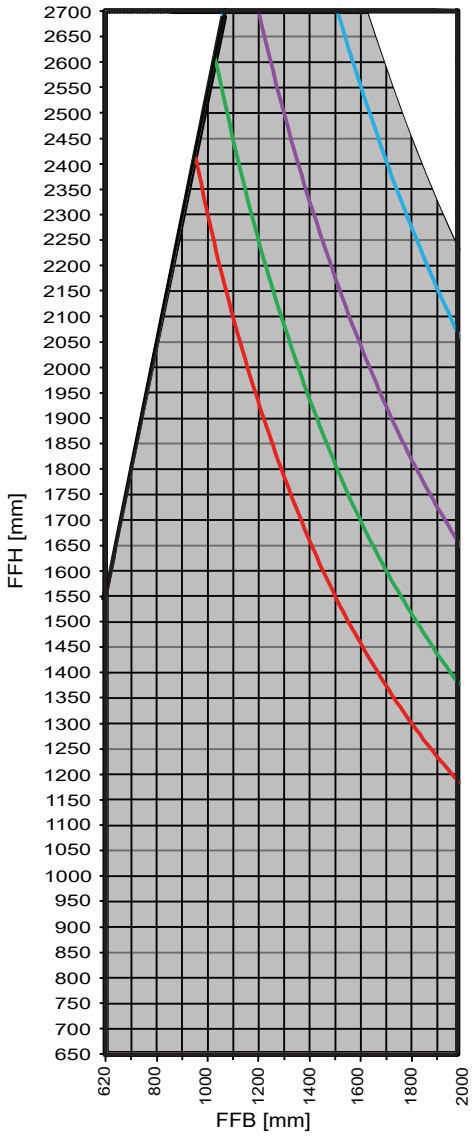

* = minimum sash rebate width for bogie version including damper system

Impermissible range of application

Permissible range of application

Curve line colour	Glass weight
red	70 kg/m²
green	60 kg/m²
purple	50 kg/m²
light blue	40 kg/m²

Caution

Screwing of load-bearing fitting parts such as slide and guide rails, bogies and support rails must be adapted to accommodate the load situation.

Important

In the case of slide rails, a pressure-resistant packer corresponding to the loads and geometrical dimensions must be provided for further load transfer to the structure.

winkhaus.com · All rights and modifications are reserved. · For more product information, visit our Partner Portal · partnerportal.winkhaus.com

Application diagram for ascertaining the admissible sash sizes

Limitation of the sash formats for different glass thicknesses

Type of fittings
- **primePort 160 Z**

Opening mode
- Slide-tilt

Profile material
- Timber, PVC-U
- Airgap: 12 mm
- Groove centre position: 9/13 mm

Sash weight
- ≤ 160 kg

Basis for testing
- according to ift certification program QM 347

Testing according to EN 13126-17

- Class H3 (20,000 cycles)

Calculation basis:
- Values to be observed
  - Maximum height/width ratio (aspect ratio FFB: FFH) ≤ 2.5:1

Application range
- Sash dimensions
  - Sash rebate width [FFB] 710*-2000 mm
  - Sash rebate height [FFH] 850-2700 mm

Special instructions

- The information in the application diagram refers to the glass weight [GG] in kg/m² (1 mm/m² glass thickness = 2.5 kg)

Observe instructions on window profile!
- You must specifically take into account information provided by the profile manufacturer or system owner when determining the maximum sash sizes and sash weights!

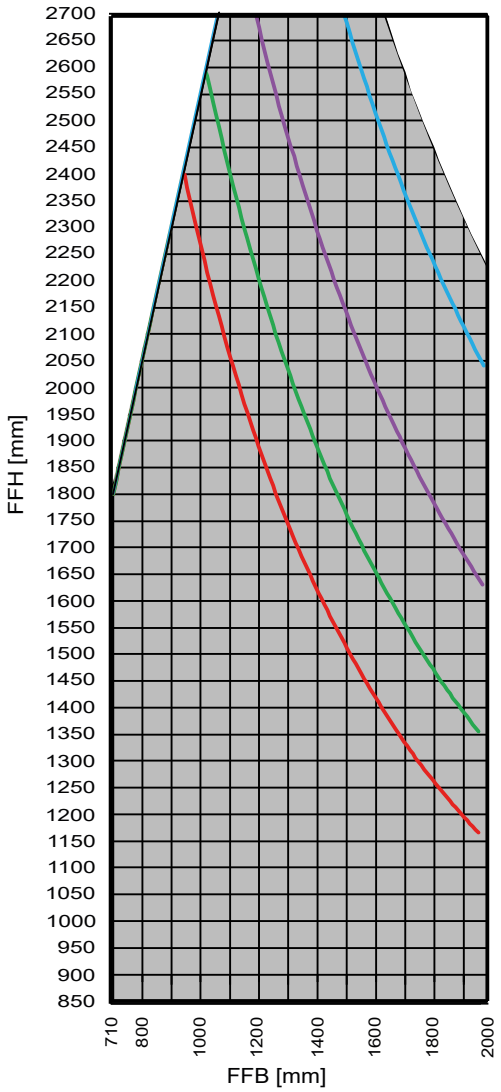

* = minimum sash rebate width for bogie version including damper system

Impermissible range of application

Permissible range of application

Curve line colour	Glass weight
red	70 kg/m²
green	60 kg/m²
purple	50 kg/m²
light blue	40 kg/m²

Caution

Screwing of load-bearing fitting parts such as slide and guide rails, bogies and support rails must be adapted to accommodate the load situation.

Important

In the case of slide rails, a pressure-resistant packer corresponding to the loads and geometrical dimensions must be provided for further load transfer to the structure.

1

Application diagram for ascertaining the admissible sash sizes

Limitation of the sash formats for different glass thicknesses

Type of fittings
- **primePort 220 Z**

Opening mode
- Slide-tilt

Profile material
- Timber, PVC-U
- Airgap: 12 mm
- Groove centre position: 9/13 mm

Sash weight
- ≤ 220 kg

Basis for testing
- according to ift certification program QM 347

  Testing according to EN 13126-17

  – Class H3 (20,000 cycles)

Calculation basis:
- Values to be observed
  – Maximum height/width ratio (aspect ratio FFB: FFH) ≤ 2.5:1

Application range
- Sash dimensions
  – Sash rebate width [FFB] 1130*-2000 mm
  – Sash rebate height [FFH] 850-2700 mm

  Special instructions

  – The information in the application diagram refers to the glass weight [GG] in kg/m² (1 mm/m² glass thickness = 2.5 kg)

Observe instructions on window profile!
- You must specifically take into account information provided by the profile manufacturer or system owner when determining the maximum sash sizes and sash weights!

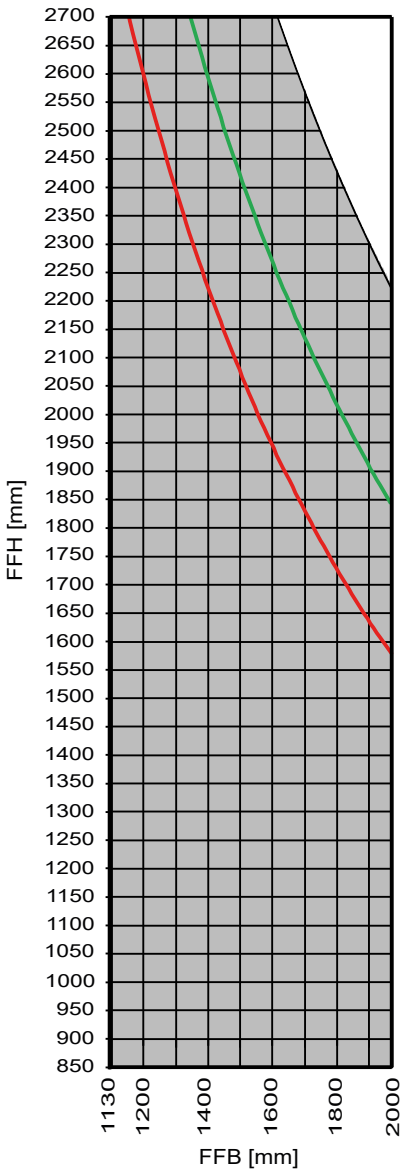

* = minimum sash rebate width for bogie version including damper system

Impermissible range of application

Permissible range of application

Curve line colour	Glass weight
red	70 kg/m²
green	60 kg/m²

Caution

Screwing of load-bearing fitting parts such as slide and guide rails, bogies and support rails must be adapted to accommodate the load situation.

Important

In the case of slide rails, a pressure-resistant packer corresponding to the loads and geometrical dimensions must be provided for further load transfer to the structure.

winkhaus.com · All rights and modifications are reserved. · For more product information, visit our Partner Portal · partnerportal.winkhaus.com

Lists of Fittings

Explanation of abbreviations

The following abbreviations are used in this documentation:

Abbreviation	Designation
AST	Support piece
AWD	Application diagram
BRB	Window frame width
FFB	Size-dependent fitting parts (in relation to the sash rebate width)
FFH	Size-dependent fitting parts (in relation to the sash rebate height)
GK	Constant handle position (in relation to the sash rebate edge)
GM	Central handle position (in relation to the sash rebate edge)
GS	Sliding shear
KS	Coupling rod
max. x kg	Maximum sash weight
max. x m²	Maximum sash size
PAS	Parallel action slide
SK	Slide-tilt
SK-S	Slide-tilt, standard
SK-Z	Slide-tilt, handle-controlled
STKL	Guide block
VST	Reinforcement part

1

Marking of notes and symbols

Technical content or specific information is supplemented in this documentation by various symbols.

Symbol	Usage/meaning	Symbol	Verwendung/Bedeutung
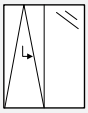	Slide-tilt element	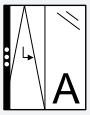	Fitting part **A** - drive side
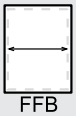	Maximum sash rebate width (FFB)	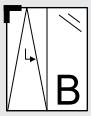	Fitting part **B** - Corner drive, top, drive side
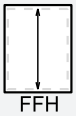	Maximum sash rebate height (FFH)	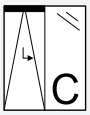	Fitting part **C** - Upper side
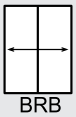	Frame width (BRB)	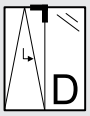	Fitting part **D** - Corner drive, top, opposite drive side
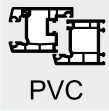	Profile material PVC-U	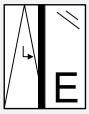	Fitting part **E** - opposite drive side
	Profile material timber	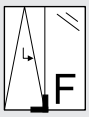	Fitting part **F** - Corner drive, bottom, opposite drive side
	Sash weights up to 100 kg	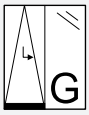	Fitting part **G** - Bottom side
	Sash weights up to 160 kg	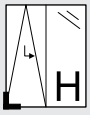	Fitting part **H** - Corner drive, bottom, drive side
	Sash weights up to 220 kg	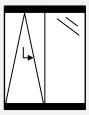	Fitting parts on the frame
	Maximum sash size x m^2	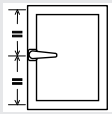	Central handle height
	Optional fittings	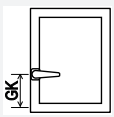	Constant handle height

winkhaus.com · All rights and modifications are reserved. · For more product information, visit our Partner Portal · partnerportal.winkhaus.com

Explanation of fitting lists

2

Fitting assembly instructions - Fitting overview with reference to article lists

The fitting lists consist of two pages each. The first page shows the fitting composition as a graphic illustration whereas the second page includes a possible fitting configuration in the shape of a tabular list.

Our register system allows you to quickly assign the listed component to the position in the fitting overview drawing.

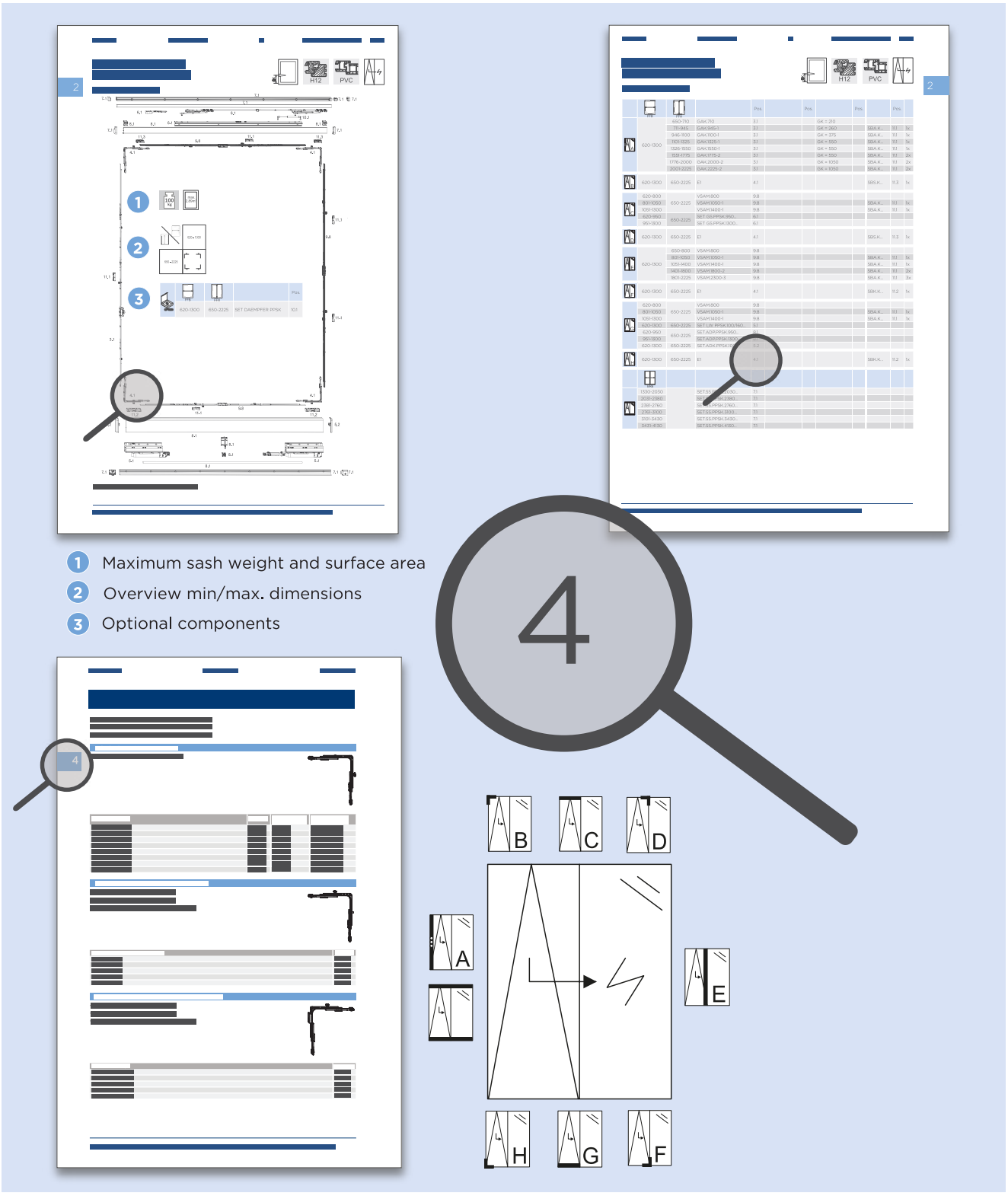

winkhaus.com · All rights and modifications are reserved. · For more product information, visit our Partner Portal · partnerportal.winkhaus.com

Guide to fitting composition - Table contents

Division of window and door elements into sub-areas

The window or door element is divided into eight sub-areas.
- four corner areas, four side areas

- In order to determine a complete fitting set of a certain sash size, it is necessary to ascertain items from all the sections (1).
- In each subarea (1), the articles to be used (4) and their item numbers (5) can be read, depending on the application area FFB (2) and FFH (3).
- The frame part types (6) are also supplemented with their position number (7) and quantity (8).
- The item numbers (5/7) refer to the position of the component within the fitting overview (page 1).

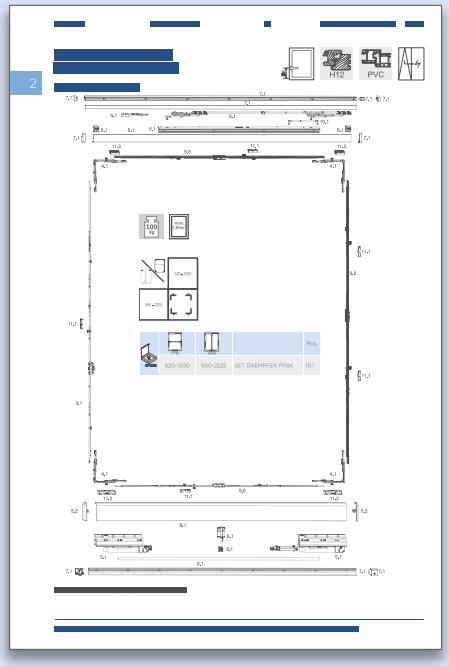

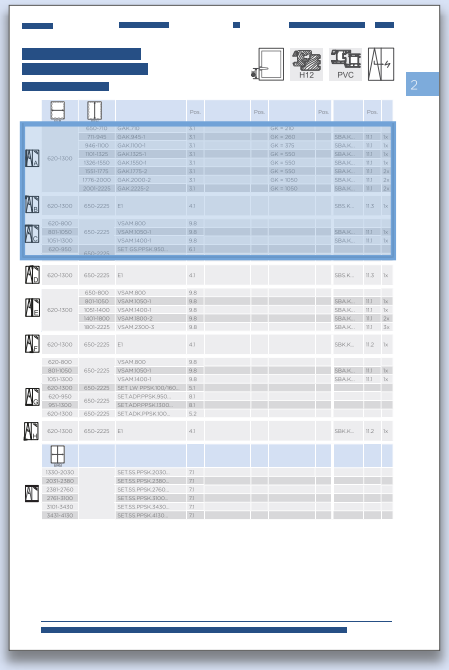

1	2 FFB	3 FFH	4	5 Pos.	4	5 Pos.	4	5 Pos.	6	7 Pos.	8
A	620-1300	650-710	GAK.710	3.1			GK = 210				
		711-945	GAK.945-1	3.1			GK = 260		SBA.K...	11.1	1x
		946-1100	GAK.1100-1	3.1			GK = 375		SBA.K...	11.1	1x
		1101-1325	GAK.1325-1	3.1			GK = 550		SBA.K...	11.1	1x
		1326-1550	GAK.1550-1	3.1			GK = 550		SBA.K...	11.1	1x
		1551-1775	GAK.1775-2	3.1			GK = 550		SBA.K...	11.1	2x
		1776-2000	GAK.2000-2	3.1			GK = 1050		SBA.K...	11.1	2x
		2001-2225	GAK.2225-2	3.1			GK = 1050		SBA.K...	11.1	2x
B	620-1300	650-2225	E1	4.1					SBS.K...	11.3	1x
C	620-800	650-2225	VSAM.800	9.8							
	801-1050		VSAM.1050-1	9.8					SBA.K...	11.1	1x
	1051-1300		VSAM.1400-1	9.8					SBA.K...	11.1	1x
	620-950	650-2225	SET GS.PPSK.950...	6.1							

9 BRB		4	5
1330-2030		SET.SS.PPSK.2030...	7.1
2031-2380		SET.SS.PPSK.2380...	7.1
2381-2760		SET.SS.PPSK.2760...	7.1
2761-3100		SET.SS.PPSK.3100...	7.1
3101-3430		SET.SS.PPSK.3430...	7.1
3431-4130		SET.SS.PPSK.4130...	7.1

1. Section (A – H)
2. Sash rebate width (FFB) (Application areas on article level)
3. Sash rebate height (FFH) (Application areas on article level)
4. Items to be used/ handle seat dimension
5. Position number of items
6. Frame part type
7. Position number frame parts
8. Number of frame parts
9. Frame width (BRB) (Application areas on article level)

primePort SK 100 S - fixed handle position

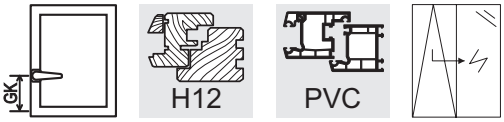

2

Basic equipment

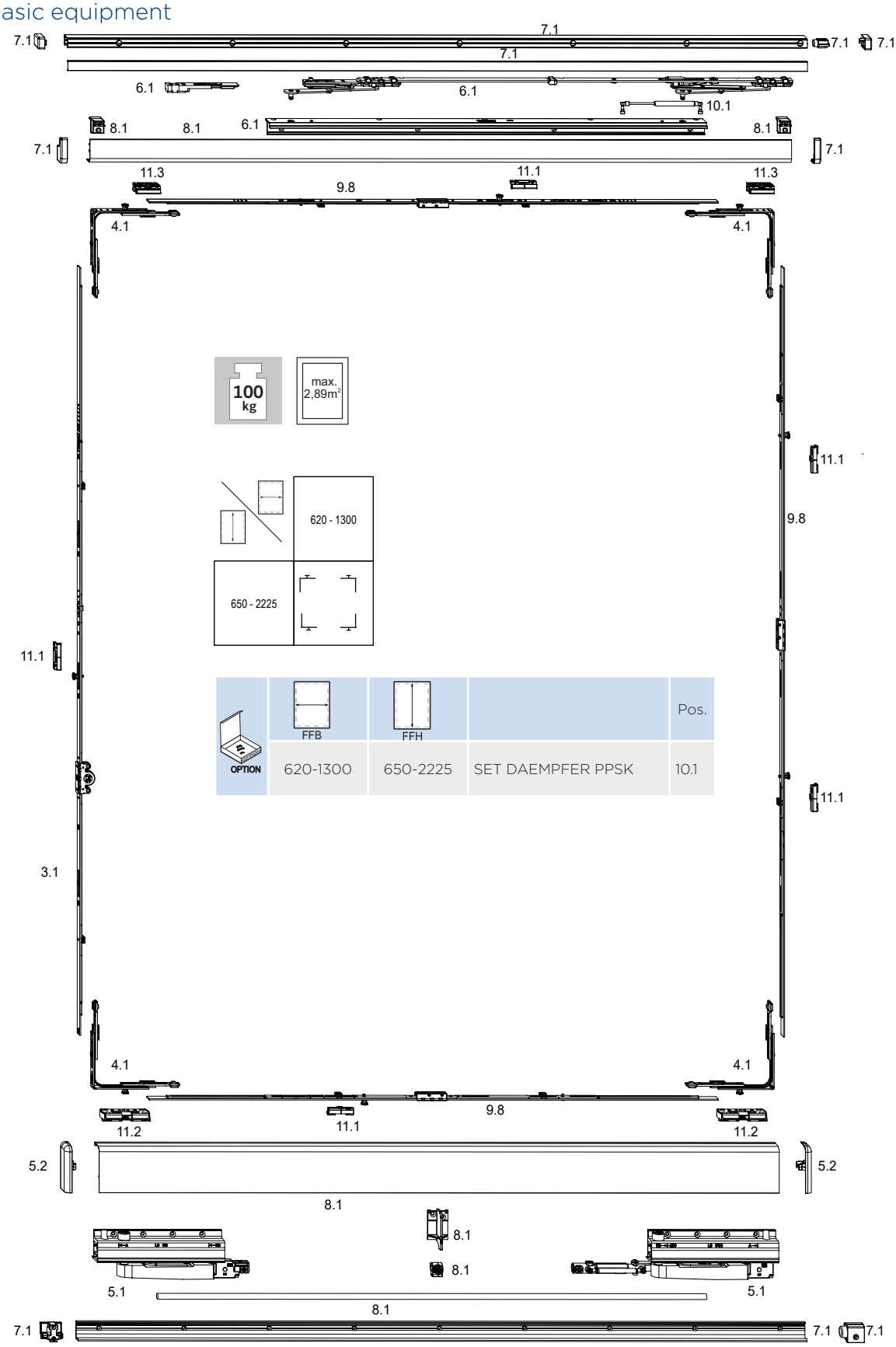

OPTION	FFB	FFH		Pos.
	620-1300	650-2225	SET DAEMPFER PPSK	10.1

Please pay attention to the application diagrams!

winkhaus.com · All rights and modifications are reserved. · For more product information, visit our Partner Portal · partnerportal.winkhaus.com

primePort SK 100 S - fixed handle position





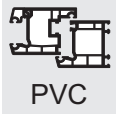

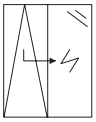

Basic equipment

	FFB	FFH		Pos.		Pos.		Pos.		Pos.	
A	620-1300	650-710	GAK.710	3.1			GK = 210				
		711-945	GAK.945-1	3.1			GK = 260		SBA.K...	11.1	1x
		946-1100	GAK.1100-1	3.1			GK = 375		SBA.K...	11.1	1x
		1101-1325	GAK.1325-1	3.1			GK = 550		SBA.K...	11.1	1x
		1326-1550	GAK.1550-1	3.1			GK = 550		SBA.K...	11.1	1x
		1551-1775	GAK.1775-2	3.1			GK = 550		SBA.K...	11.1	2x
		1776-2000	GAK.2000-2	3.1			GK = 1050		SBA.K...	11.1	2x
		2001-2225	GAK.2225-2	3.1			GK = 1050		SBA.K...	11.1	2x
B	620-1300	650-2225	E1	4.1					SBS.K...	11.3	1x
C	620-800	650-2225	VSAM.800	9.8							
	801-1050		VSAM.1050-1	9.8					SBA.K...	11.1	1x
	1051-1300		VSAM.1400-1	9.8					SBA.K...	11.1	1x
	620-950	650-2225	SET GS.PPSK.950...	6.1							
	951-1300		SET GS.PPSK.1300...	6.1							
D	620-1300	650-2225	E1	4.1					SBS.K...	11.3	1x
E	620-1300	650-800	VSAM.800	9.8							
		801-1050	VSAM.1050-1	9.8					SBA.K...	11.1	1x
		1051-1400	VSAM.1400-1	9.8					SBA.K...	11.1	1x
		1401-1800	VSAM.1800-2	9.8					SBA.K...	11.1	2x
		1801-2225	VSAM.2300-3	9.8					SBA.K...	11.1	3x
F	620-1300	650-2225	E1	4.1					SBK.K...	11.2	1x
G	620-800	650-2225	VSAM.800	9.8							
	801-1050		VSAM.1050-1	9.8					SBA.K...	11.1	1x
	1051-1300		VSAM.1400-1	9.8					SBA.K...	11.1	1x
	620-1300	650-2225	SET LW PPSK.100/160...	5.1							
	620-950	650-2225	SET.ADP.PPSK.950...	8.1							
	951-1300		SET.ADP.PPSK.1300...	8.1							
	620-1300	650-2225	SET.ADK.PPSK.100...	5.2							
H	620-1300	650-2225	E1	4.1					SBK.K...	11.2	1x

	BRB										
	1330-2030		SET.SS.PPSK.2030...	7.1							
	2031-2380		SET.SS.PPSK.2380...	7.1							
	2381-2760		SET.SS.PPSK.2760...	7.1							
	2761-3100		SET.SS.PPSK.3100...	7.1							
	3101-3430		SET.SS.PPSK.3430...	7.1							
	3431-4130		SET.SS.PPSK.4130...	7.1							

primePort SK 100 S - central handle position

2

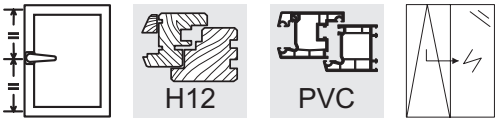

Basic equipment

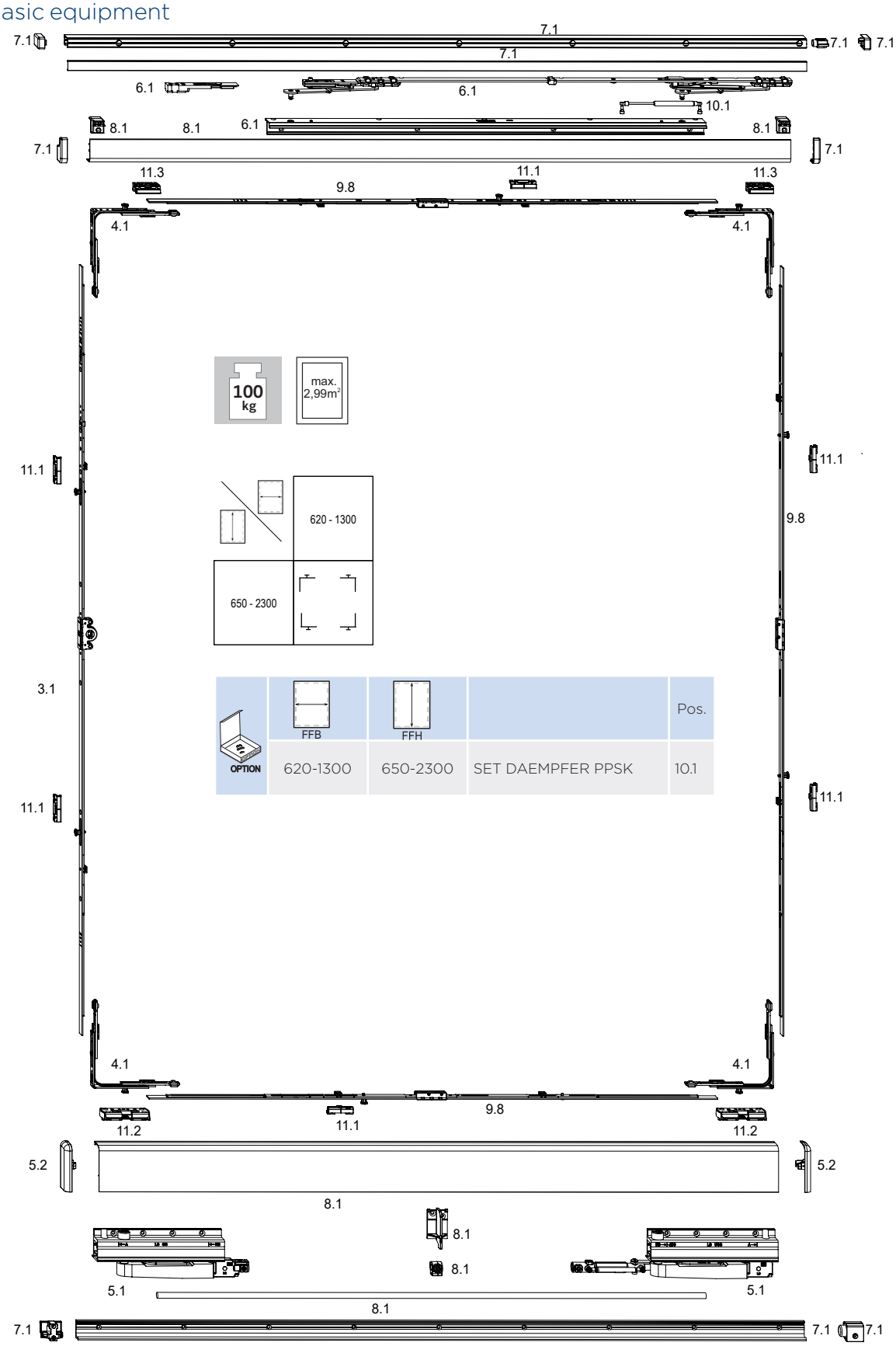

	FFB	FFH		Pos.
OPTION	620-1300	650-2300	SET DAEMPFER PPSK	10.1

Please pay attention to the application diagrams!

winkhaus.com · All rights and modifications are reserved. · For more product information, visit our Partner Portal · partnerportal.winkhaus.com

primePort SK 100 S - central handle position

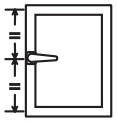


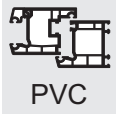

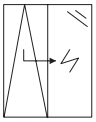

Basic equipment

	FFB	FFH		Pos.		Pos.		Pos.		Pos.	
A	620-1300	650-800	GAM.800	3.1							
		801-1050	GAM.1050-1	3.1					SBA.K...	11.1	1x
		1051-1400	GAM.1400-1	3.1					SBA.K...	11.1	1x
		1401-1800	GAM.1800-2	3.1					SBA.K...	11.1	2x
		1801-2300	GAM.2300-3	3.1					SBA.K...	11.1	3x
B	620-1300	650-2300	E1	4.1					SBS.K...	11.3	1x
C	620-800	650-2300	VSAM.800	9.8							
	801-1050		VSAM.1050-1	9.8					SBA.K...	11.1	1x
	1051-1300		VSAM.1400-1	9.8					SBA.K...	11.1	1x
	620-950	650-2300	SET GS.PPSK.950...	6.1							
	951-1300		SET GS.PPSK.1300...	6.1							
D	620-1300	650-2300	E1	4.1					SBS.K...	11.3	1x
E	620-1300	650-800	VSAM.800	9.8							
		801-1050	VSAM.1050-1	9.8					SBA.K...	11.1	1x
		1051-1400	VSAM.1400-1	9.8					SBA.K...	11.1	1x
		1401-1800	VSAM.1800-2	9.8					SBA.K...	11.1	2x
		1801-2300	VSAM.2300-3	9.8					SBA.K...	11.1	3x
F	620-1300	650-2300	E1	4.1					SBK.K...	11.2	1x
G	620-800	650-2300	VSAM.800	9.8							
	801-1050		VSAM.1050-1	9.8					SBA.K...	11.1	1x
	1051-1300		VSAM.1400-1	9.8					SBA.K...	11.1	1x
	620-1300	650-2300	SET LW PPSK.100/160...	5.1							
	620-950	650-2300	SET.ADP.PPSK.950...	8.1							
	951-1300		SET.ADP.PPSK.1300...	8.1							
	620-1300	650-2300	SET.ADK.PPSK.100...	5.2							
H	620-1300	650-2300	E1	4.1					SBK.K...	11.2	1x

	BRB										
	1330-2030		SET.SS.PPSK.2030...	7.1							
	2031-2380		SET.SS.PPSK.2380...	7.1							
	2381-2760		SET.SS.PPSK.2760...	7.1							
	2761-3100		SET.SS.PPSK.3100...	7.1							
	3101-3430		SET.SS.PPSK.3430...	7.1							
	3431-4130		SET.SS.PPSK.4130...	7.1							

2

primePort SK 100 S – fixed handle position, double sash without jamb

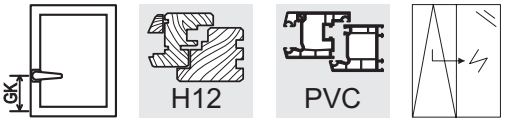

Basic equipment

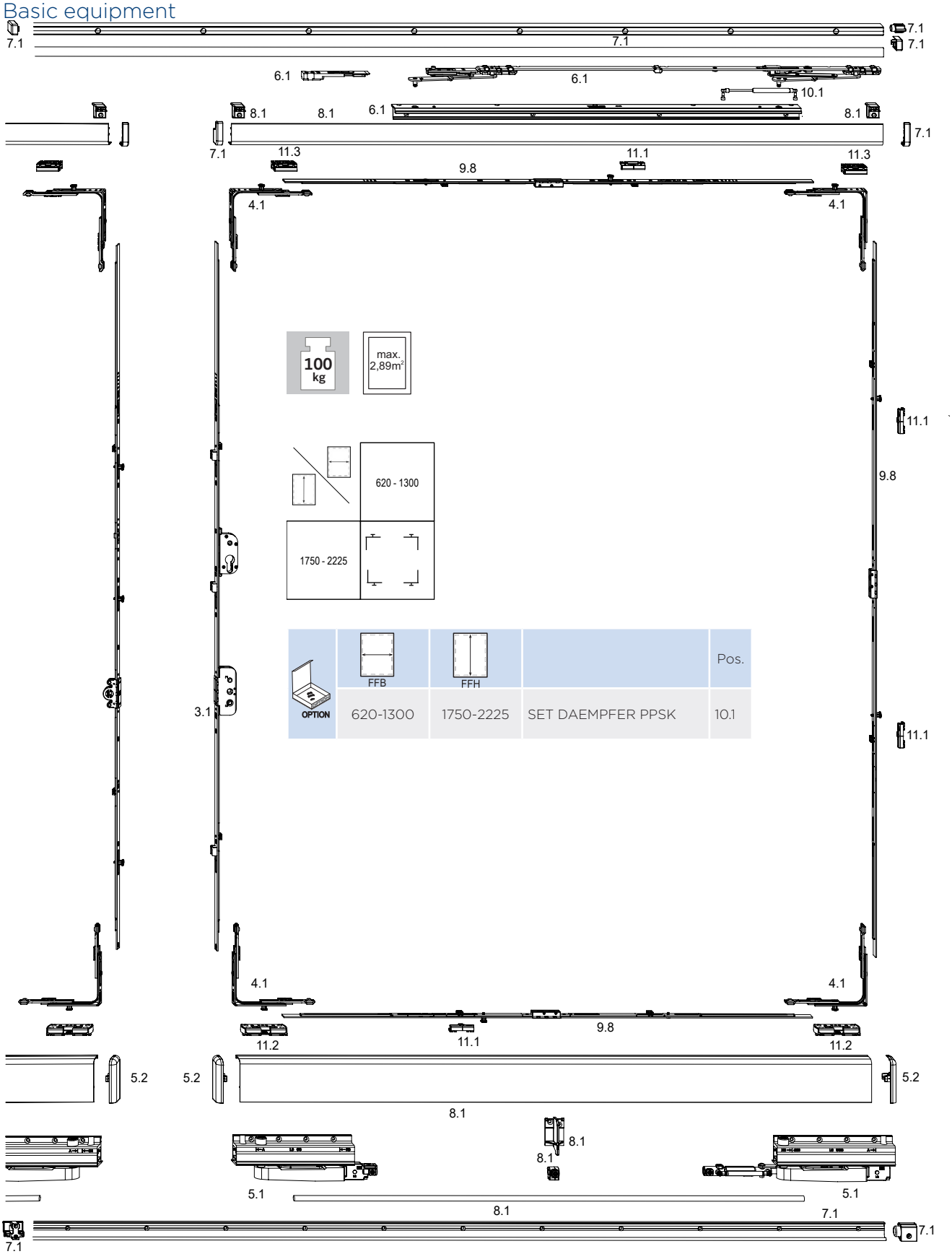

OPTION	FFB	FFH		Pos.
	620-1300	1750-2225	SET DAEMPFER PPSK	10.1

Please pay attention to the application diagrams!

winkhaus.com · All rights and modifications are reserved. · For more product information, visit our Partner Portal · partnerportal.winkhaus.com

primePort SK 100 S – fixed handle position, double sash without jamb

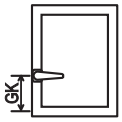



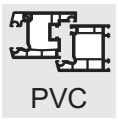

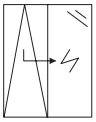

Basic equipment

	FFB	FFH		Pos.		Pos.		Pos.		Pos.	
A	620-1300	1750-2000	GAKA.PP.2000-4.D...SBS	3.4			GK = 1050				
		2001-2225	GAKA.PP.2225-4.D...SBS	3.4			GK = 1050				
B	620-1300	1750-2225	E1	4.1					SBS.K...	11.3	1x
C	620-800	1750-2225	VSAM.800	9.8							
	801-1050		VSAM.1050-1	9.8					SBA.K...	11.1	1x
	1051-1300		VSAM.1400-1	9.8					SBA.K...	11.1	1x
	620-950	1750-2225	SET GS.PPSK.950...	6.1							
	951-1300		SET GS.PPSK.1300...	6.1							
D	620-1300	1750-2225	E1	4.1					SBS.K...	11.3	1x
E	620-1300	1750-1800	VSAM.1800-2	9.8					SBA.K...	11.1	2x
		1801-2225	VSAM.2300-3	9.8					SBA.K...	11.1	3x
F	620-1300	1750-2225	E1	4.1					SBK.K...	11.2	1x
G	620-800	1750-2225	VSAM.800	9.8							
	801-1050		VSAM.1050-1	9.8					SBA.K...	11.1	1x
	1051-1300		VSAM.1400-1	9.8					SBA.K...	11.1	1x
	620-1300	1750-2225	SET LW PPSK.100/160...	5.1							
	620-950	1750-2225	SET.ADP.PPSK.950...	8.1							
	951-1300		SET.ADP.PPSK.1300...	8.1							
	620-1300	1750-2225	SET.ADK.PPSK.100...	5.2							
H	620-1300	1750-2225	E1	4.1					SBK.K...	11.2	1x
	BRB										
	1330-2030		SET.SS.PPSK.2030...	7.1							
	2031-2380		SET.SS.PPSK.2380...	7.1							
	2381-2760		SET.SS.PPSK.2760...	7.1							
	2761-3100		SET.SS.PPSK.3100...	7.1							
	3101-3430		SET.SS.PPSK.3430...	7.1							
	3431-4130		SET.SS.PPSK.4130...	7.1							

2

primePort SK 100 S – central handle position, double sash without jamb

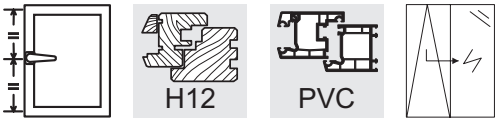

Basic equipment

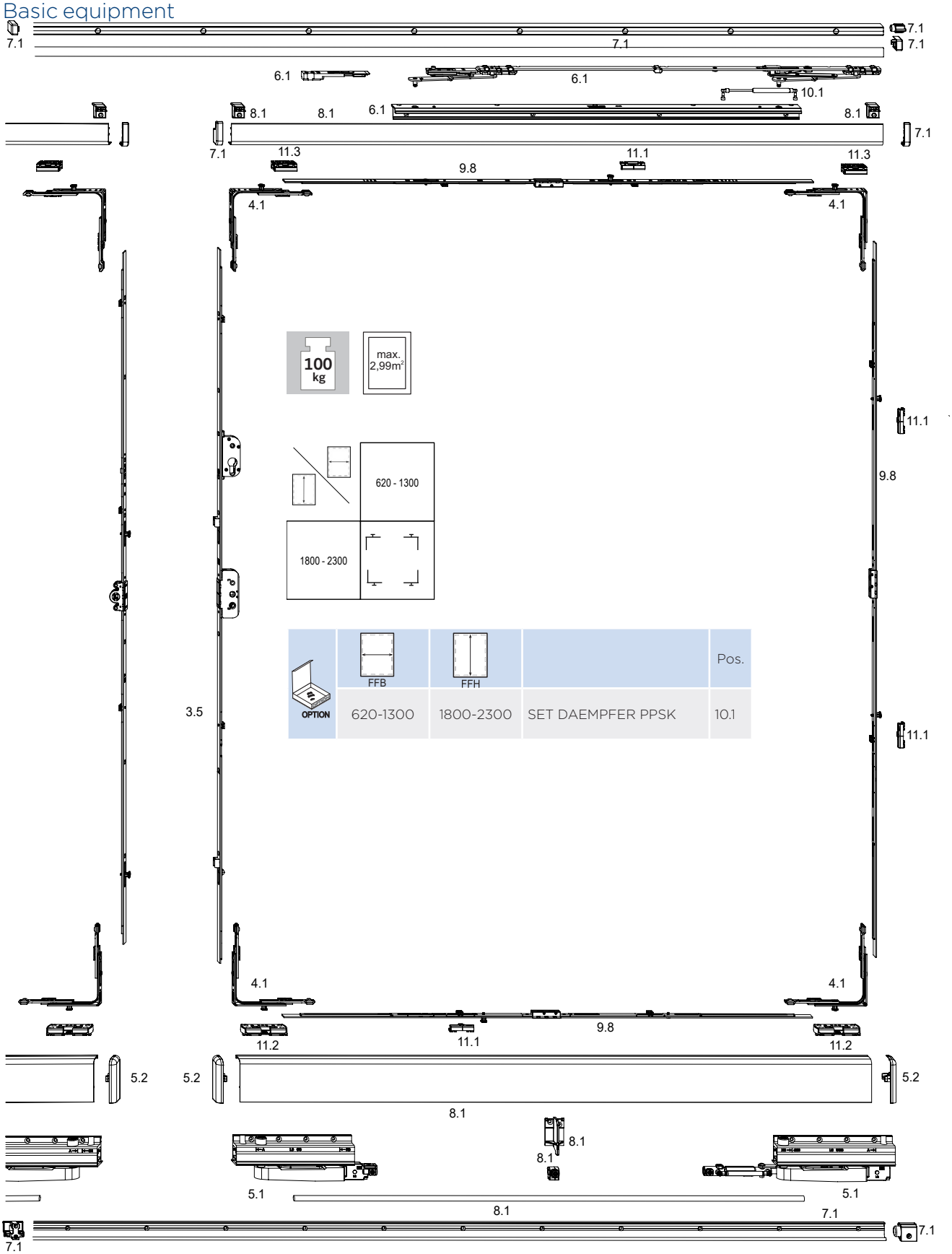

	FFB	FFH		Pos.
OPTION	620-1300	1800-2300	SET DAEMPFER PPSK	10.1

Please pay attention to the application diagrams!

winkhaus.com · All rights and modifications are reserved. · For more product information, visit our Partner Portal · partnerportal.winkhaus.com

primePort SK 100 S – central handle position, double sash without jamb

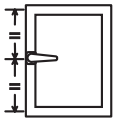


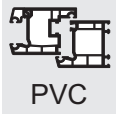

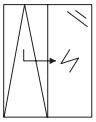

Basic equipment

	FFB	FFH		Pos.		Pos.		Pos.		Pos.	
A	620-1300	1800-2300	GAMA.PP.2300-3.D...SBS	3.4							
B	620-1300	1800-2300	E1	4.1					SBS.K...	11.3	1x
C	620-800	1800-2300	VSAM.800	9.8							
	801-1050		VSAM.1050-1	9.8					SBA.K...	11.1	1x
	1051-1300		VSAM.1400-1	9.8					SBA.K...	11.1	1x
	620-950	1800-2300	SET GS.PPSK.950...	6.1							
	951-1300		SET GS.PPSK.1300...	6.1							
D	620-1300	1800-2300	E1	4.1					SBS.K...	11.3	1x
E	620-1300	1800-2300	VSAM.2300-3	9.8					SBA.K...	11.1	3x
F	620-1300	1800-2300	E1	4.1					SBK.K...	11.2	1x
G	620-800	1800-2300	VSAM.800	9.8							
	801-1050		VSAM.1050-1	9.8					SBA.K...	11.1	1x
	1051-1300		VSAM.1400-1	9.8					SBA.K...	11.1	1x
	620-1300	1800-2300	SET LW PPSK.100/160...	5.1							
	620-950	1800-2300	SET.ADP.PPSK.950...	8.1							
	951-1300		SET.ADP.PPSK.1300...	8.1							
	620-1300	1800-2300	SET.ADK.PPSK.100...	5.2							
H	620-1300	1800-2300	E1	4.1					SBK.K...	11.2	1x

	BRB										
	1330-2030		SET.SS.PPSK.2030...	7.1							
	2031-2380		SET.SS.PPSK.2380...	7.1							
	2381-2760		SET.SS.PPSK.2760...	7.1							
	2761-3100		SET.SS.PPSK.3100...	7.1							
	3101-3430		SET.SS.PPSK.3430...	7.1							
	3431-4130		SET.SS.PPSK.4130...	7.1							

primePort SK 160 S - fixed handle position

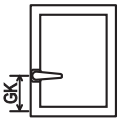



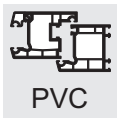

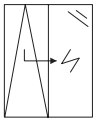

2

Basic equipment

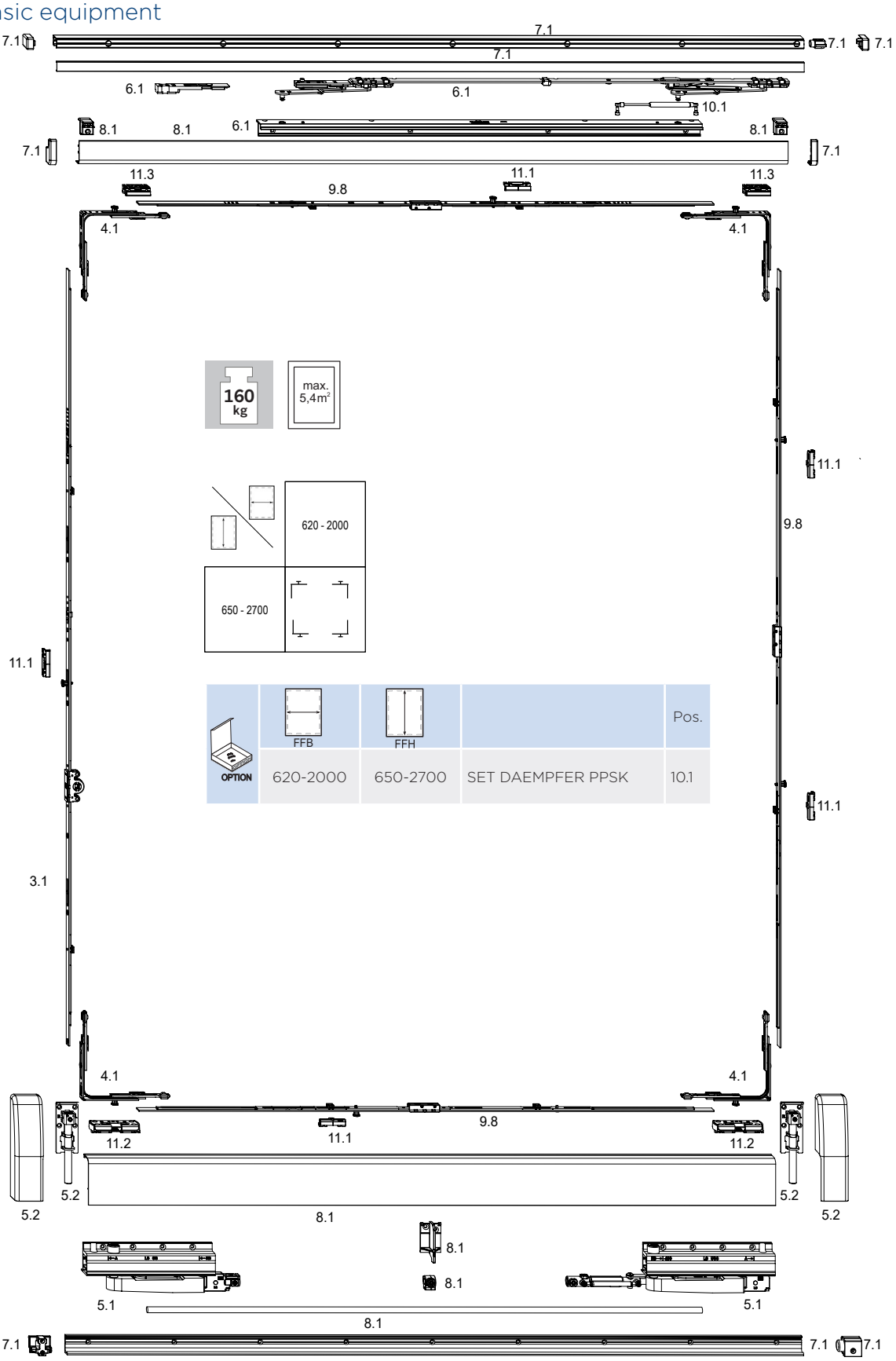

	FFB	FFH		Pos.
OPTION	620-2000	650-2700	SET DAEMPFER PPSK	10.1

Please pay attention to the application diagrams!

winkhaus.com · All rights and modifications are reserved. · For more product information, visit our Partner Portal · partnerportal.winkhaus.com

primePort SK 160 S - fixed handle position

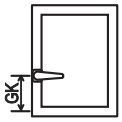



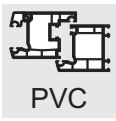

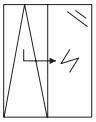

Basic equipment

	FFB	FFH		Pos.		Pos.		Pos.		Pos.	
A	620-2000	650-710	GAK.710	3.1			GK = 210				
		711-945	GAK.945-1	3.1			GK = 260		SBA.K...	11.1	1x
		946-1100	GAK.1100-1	3.1			GK = 375		SBA.K...	11.1	1x
		1101-1325	GAK.1325-1	3.1			GK = 550		SBA.K...	11.1	1x
		1326-1550	GAK.1550-1	3.1			GK = 550		SBA.K...	11.1	1x
		1551-1775	GAK.1775-2	3.1			GK = 550		SBA.K...	11.1	2x
		1776-2000	GAK.2000-2	3.1			GK = 1050		SBA.K...	11.1	2x
		2001-2225	GAK.2225-2	3.1			GK = 1050		SBA.K...	11.1	2x
		2226-2475	GAK.2225-2	3.1	MK.250-1	9.1	GK = 1050		SBA.K...	11.1	3x
		2476-2700	GAK.2225-2	3.1	MK.500-1	9.1	GK = 1050		SBA.K...	11.1	3x
B	620-2000	650-2700	E1	4.1					SBS.K...	11.3	1x
C	620-800	650-2700	VSAM.800	9.8							
	801-1050		VSAM.1050-1	9.8					SBA.K...	11.1	1x
	1051-1400		VSAM.1400-1	9.8					SBA.K...	11.1	1x
	1401-1800		VSAM.1800-2	9.8					SBA.K...	11.1	2x
	1801-2000		VSAM.2300-3	9.8					SBA.K...	11.1	3x
	620-950	650-2700	SET GS.PPSK.950...	6.1							
	951-1300		SET GS.PPSK.1300...	6.1							
	1301-1650		SET GS.PPSK.1650...	6.1							
	1650-2000		SET GS.PPSK.2000...	6.1							
D	620-2000	650-2700	E1	4.1					SBS.K...	11.3	1x
E	620-2000	650-800	VSAM.800	9.8							
		801-1050	VSAM.1050-1	9.8					SBA.K...	11.1	1x
		1051-1400	VSAM.1400-1	9.8					SBA.K...	11.1	1x
		1401-1800	VSAM.1800-2	9.8					SBA.K...	11.1	2x
		1801-2300	VSAM.2300-3	9.8					SBA.K...	11.1	3x
		2301-2700	VSAM.2300-3	9.8	MK.250-1	9.1	MK.250-1	9.1	SBA.K...	11.1	5x
F	620-2000	650-2700	E1	4.1					SBK.K...	11.2	1x
G	620-800	650-2700	VSAM.800	9.8							
	801-1050		VSAM.1050-1	9.8					SBA.K...	11.1	1x
	1051-1400		VSAM.1400-1	9.8					SBA.K...	11.1	1x
	1401-1800		VSAM.1800-2	9.8					SBA.K...	11.1	2x
	1801-2000		VSAM.2300-3	9.8					SBA.K...	11.1	3x
	620-2000	650-2700	SET LW PPSK.100/160...	5.1							
	620-950	650-2700	SET.ADP.PPSK.950...	8.1							
	951-1300		SET.ADP.PPSK.1300...	8.1							
	1301-1650		SET.ADP.PPSK.1650...	8.1							
	1650-2000		SET.ADP.PPSK.2000...	8.1							
	620-2000	650-2700	SET.ADK.PPSK.160/220...	5.2							
H	620-2000	650-2700	E1	4.1					SBK.K...	11.2	1x
	BRB										
	1330-2030		SET.SS.PPSK.2030...	7.1							
	2031-2380		SET.SS.PPSK.2380...	7.1							
	2381-2760		SET.SS.PPSK.2760...	7.1							
	2761-3100		SET.SS.PPSK.3100...	7.1							
	3101-3430		SET.SS.PPSK.3430...	7.1							
	3431-4130		SET.SS.PPSK.4130...	7.1							

primePort SK 160 S - central handle position

2

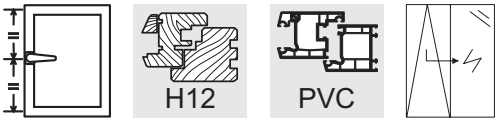

Basic equipment

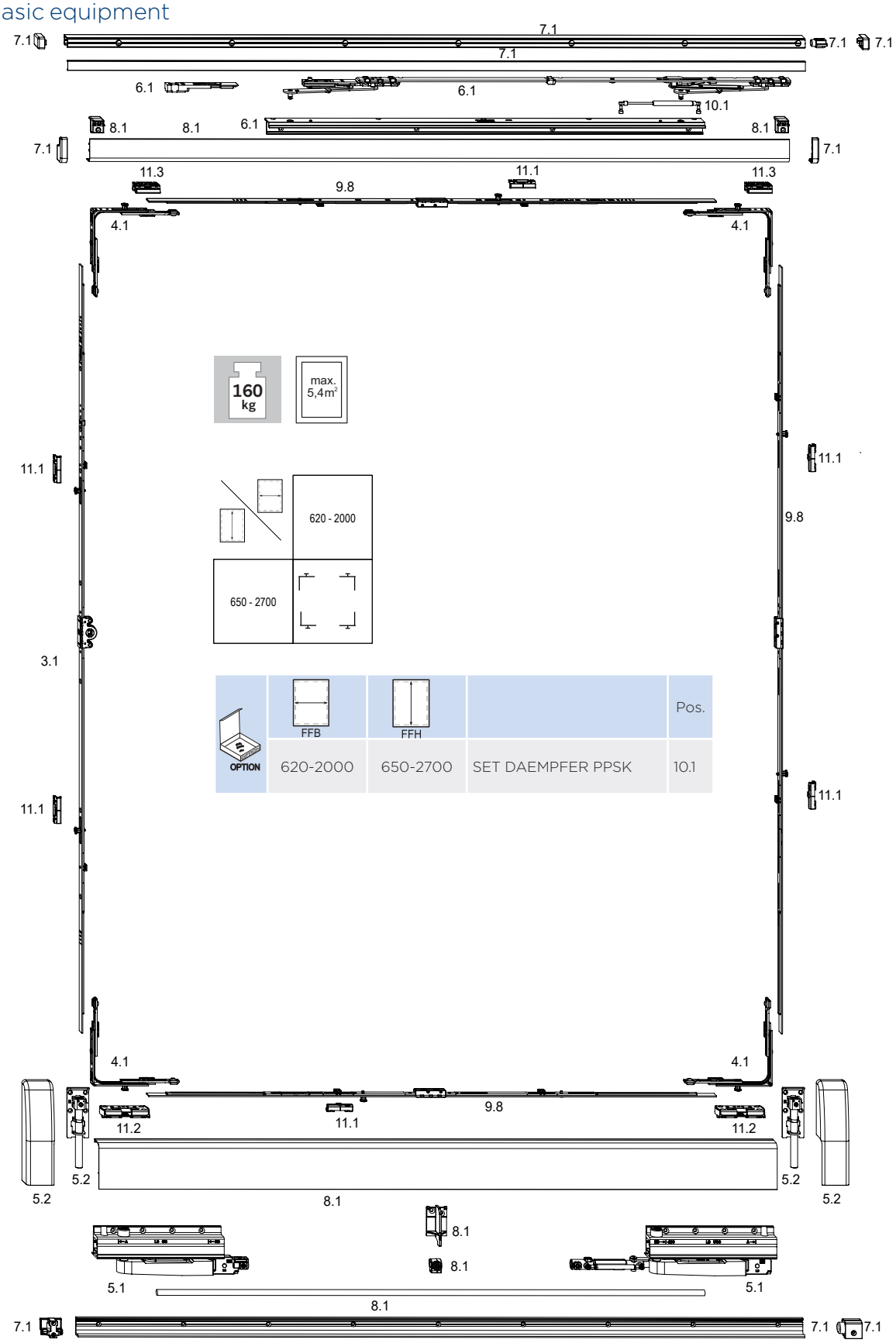

	FFB	FFH		Pos.
OPTION	620-2000	650-2700	SET DAEMPFER PPSK	10.1

Please pay attention to the application diagrams!

winkhaus.com · All rights and modifications are reserved. · For more product information, visit our Partner Portal · partnerportal.winkhaus.com

primePort SK 160 S - central handle position

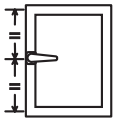


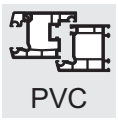

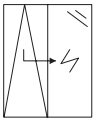

Basic equipment

	FFB	FFH		Pos.		Pos.		Pos.		Pos.	
A	620-2000	650-800	GAM.800	3.1							
		801-1050	GAM.1050-1	3.1					SBA.K...	11.1	1x
		1051-1400	GAM.1400-1	3.1					SBA.K...	11.1	1x
		1401-1800	GAM.1800-2	3.1					SBA.K...	11.1	2x
		1801-2300	GAM.2300-3	3.1					SBA.K...	11.1	3x
		2301-2700	GAM.2300-3	3.1	MK.250-1	9.1	MK.250-1	9.1	SBA.K...	11.1	5x
B	620-2000	650-2700	E1	4.1					SBS.K...	11.3	1x
C	620-800	650-2700	VSAM.800	9.8							
	801-1050		VSAM.1050-1	9.8					SBA.K...	11.1	1x
	1051-1400		VSAM.1400-1	9.8					SBA.K...	11.1	1x
	1401-1800		VSAM.1800-2	9.8					SBA.K...	11.1	2x
	1801-2000		VSAM.2300-3	9.8					SBA.K...	11.1	3x
	620-950	650-2700	SET GS.PPSK.950...	6.1							
	951-1300		SET GS.PPSK.1300...	6.1							
	1301-1650		SET GS.PPSK.1650...	6.1							
	1650-2000		SET GS.PPSK.2000...	6.1							
D	620-2000	650-2700	E1	4.1					SBS.K...	11.3	1x
E	620-2000	650-800	VSAM.800	9.8							
		801-1050	VSAM.1050-1	9.8					SBA.K...	11.1	1x
		1051-1400	VSAM.1400-1	9.8					SBA.K...	11.1	1x
		1401-1800	VSAM.1800-2	9.8					SBA.K...	11.1	2x
		1801-2300	VSAM.2300-3	9.8					SBA.K...	11.1	3x
		2301-2700	VSAM.2300-3	9.8	MK.250-1	9.1	MK.250-1	9.1	SBA.K...	11.1	5x
F	620-2000	650-2700	E1	4.1					SBK.K...	11.2	1x
G	620-800	650-2700	VSAM.800	9.8							
	801-1050		VSAM.1050-1	9.8					SBA.K...	11.1	1x
	1051-1250		VSAM.1400-1	9.8					SBA.K...	11.1	1x
	1401-1800		VSAM.1800-2	9.8					SBA.K...	11.1	2x
	1801-2000		VSAM.2300-3	9.8					SBA.K...	11.1	3x
	620-1250	650-2700	SET LW PPSK.100/160...	5.1							
	620-950	650-2700	SET.ADP.PPSK.950...	8.1							
	951-1300		SET.ADP.PPSK.1300...	8.1							
	1301-1650		SET.ADP.PPSK.1650...	8.1							
	1650-2000		SET.ADP.PPSK.2000...	8.1							
	620-2000	650-2700	SET.ADK.PPSK.160/220...	5.2							
H	620-2000	650-2700	E1	4.1					SBK.K...	11.2	1x
	BRB										
	1330-2030		SET.SS.PPSK.2030...	7.1							
	2031-2380		SET.SS.PPSK.2380...	7.1							
	23812760		SET.SS.PPSK.2760...	7.1							
	2761-3100		SET.SS.PPSK.3100...	7.1							
	3101-3430		SET.SS.PPSK.3430...	7.1							
	3431-4130		SET.SS.PPSK.4130...	7.1							

2

primePort SK 160 S – fixed handle position, double sash without jamb

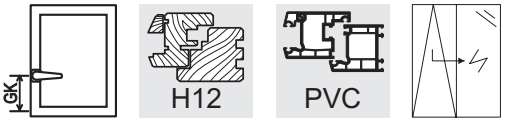

Basic equipment

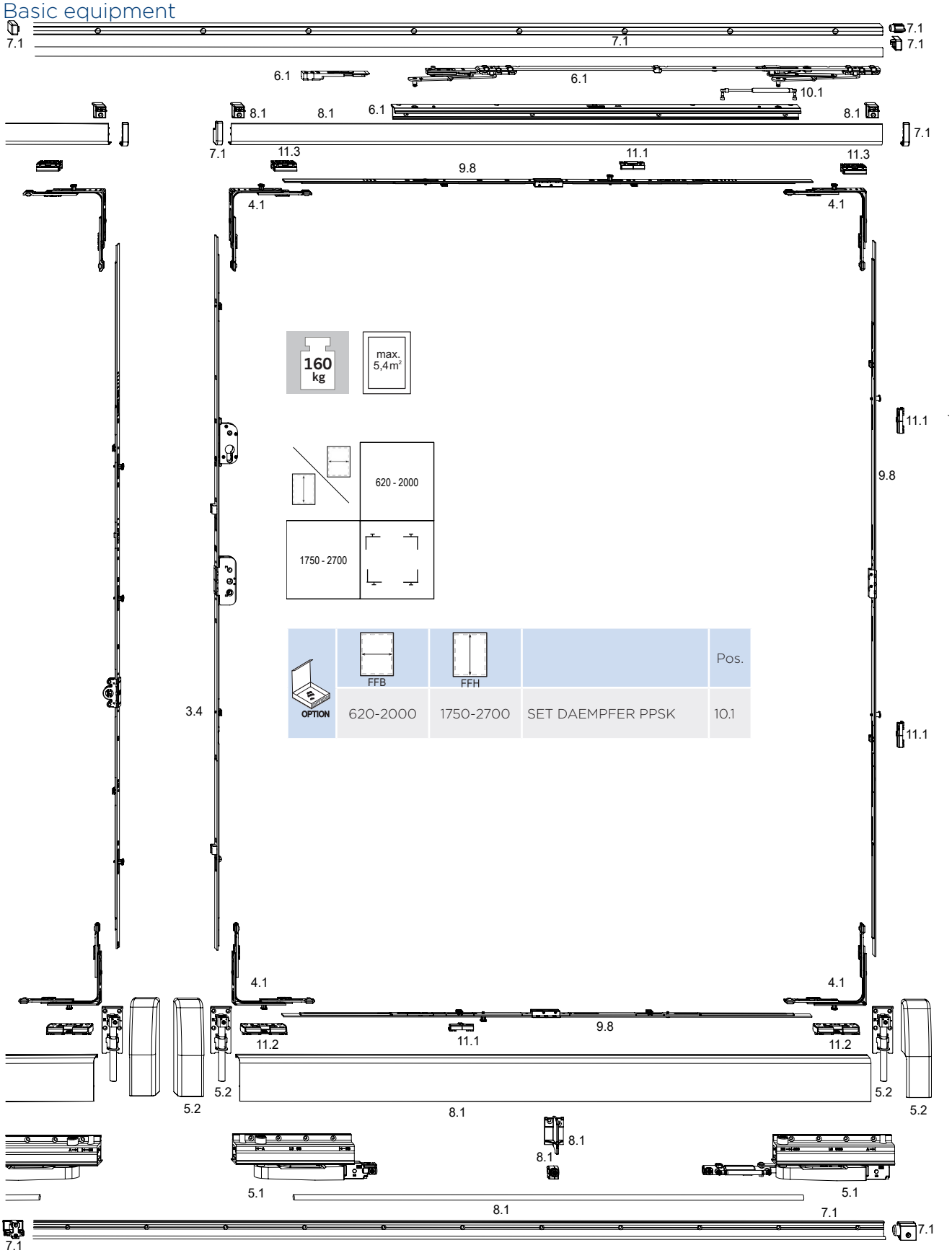

OPTION	FFB	FFH		Pos.
	620-2000	1750-2700	SET DAEMPFER PPSK	10.1

Please pay attention to the application diagrams!

winkhaus.com · All rights and modifications are reserved. · For more product information, visit our Partner Portal · partnerportal.winkhaus.com

primePort SK 160 S – fixed handle position, double sash without jamb

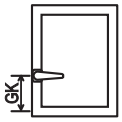



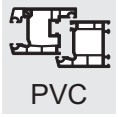

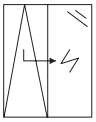

Basic equipment

	FFB	FFH		Pos.		Pos.		Pos.		Pos.	
A	620-2000	1750-2000	GAKA.PP.2000-4.D...SBS	3.4			GK = 1050				
		2001-2225	GAKA.PP.2225-4.D...SBS	3.4			GK = 1050				
		2226-2475	GAKA.PP.2225-4.D...SBS	3.4	MS.SO.250-1	9.3	GK = 1050				
		2476-2700	GAKA.PP.2225-4.D...SBS	3.4	MS.SO.500-1	9.3	GK = 1050				
B	620-2000	1750-2700	E1	4.1					SBS.K...	11.3	1x
C	620-800	1750-2700	VSAM.800	9.8							
	801-1050		VSAM.1050-1	9.8					SBA.K...	11.1	1x
	1051-1400		VSAM.1400-1	9.8					SBA.K...	11.1	1x
	1401-1800		VSAM.1800-2	9.8					SBA.K...	11.1	2x
	1801-2000		VSAM.2300-3	9.8					SBA.K...	11.1	3x
	620-950	1750-2700	SET GS.PPSK.950...	6.1							
	951-1300		SET GS.PPSK.1300...	6.1							
	1301-1650		SET GS.PPSK.1650...	6.1							
	1651-2000		SET GS.PPSK.2000...	6.1							
D	620-2000	1750-2700	E1	4.1					SBS.K...	11.3	1x
E	620-2000	1750-1800	VSAM.1800-2	9.8					SBA.K...	11.1	2x
		1801-2300	VSAM.2300-3	9.8					SBA.K...	11.1	3x
		2301-2700	VSAM.2300-3	9.8	MK.250-1	9.1	MK.250-1	9.1	SBA.K...	11.1	5x
F	620-2000	1750-2700	E1	4.1					SBK.K...	11.2	1x
G	620-800	1750-2700	VSAM.800	9.8							
	801-1050		VSAM.1050-1	9.8					SBA.K...	11.1	1x
	1051-1400		VSAM.1400-1	9.8					SBA.K...	11.1	1x
	1401-1800		VSAM.1800-2	9.8					SBA.K...	11.1	2x
	1801-2000		VSAM.2300-3	9.8					SBA.K...	11.1	3x
	620-2000	1750-2700	SET LW PPSK.100/160...	5.1							
	620-950	1750-2700	SET.ADP.PPSK.950...	8.1							
	951-1300		SET.ADP.PPSK.1300...	8.1							
	1301-1650		SET.ADP.PPSK.1650...	8.1							
	1651-2000		SET.ADP.PPSK.2000...	8.1							
	620-2000	1750-2700	SET.ADK.PPSK.160/220...	5.2							
H	620-2000	1750-2700	E1	4.1					SBK.K...	11.2	1x
	BRB										
	1330-2030		SET.SS.PPSK.2030...	7.1							
	2031-2380		SET.SS.PPSK.2380...	7.1							
	2381-2760		SET.SS.PPSK.2760...	7.1							
	2761-3100		SET.SS.PPSK.3100...	7.1							
	3101-3430		SET.SS.PPSK.3430...	7.1							
	3431-4130		SET.SS.PPSK.4130...	7.1							

primePort SK 160 S – central handle position, double sash without jamb

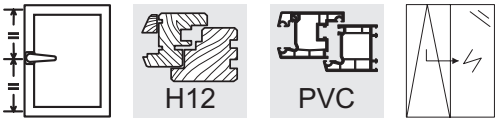

2

Basic equipment

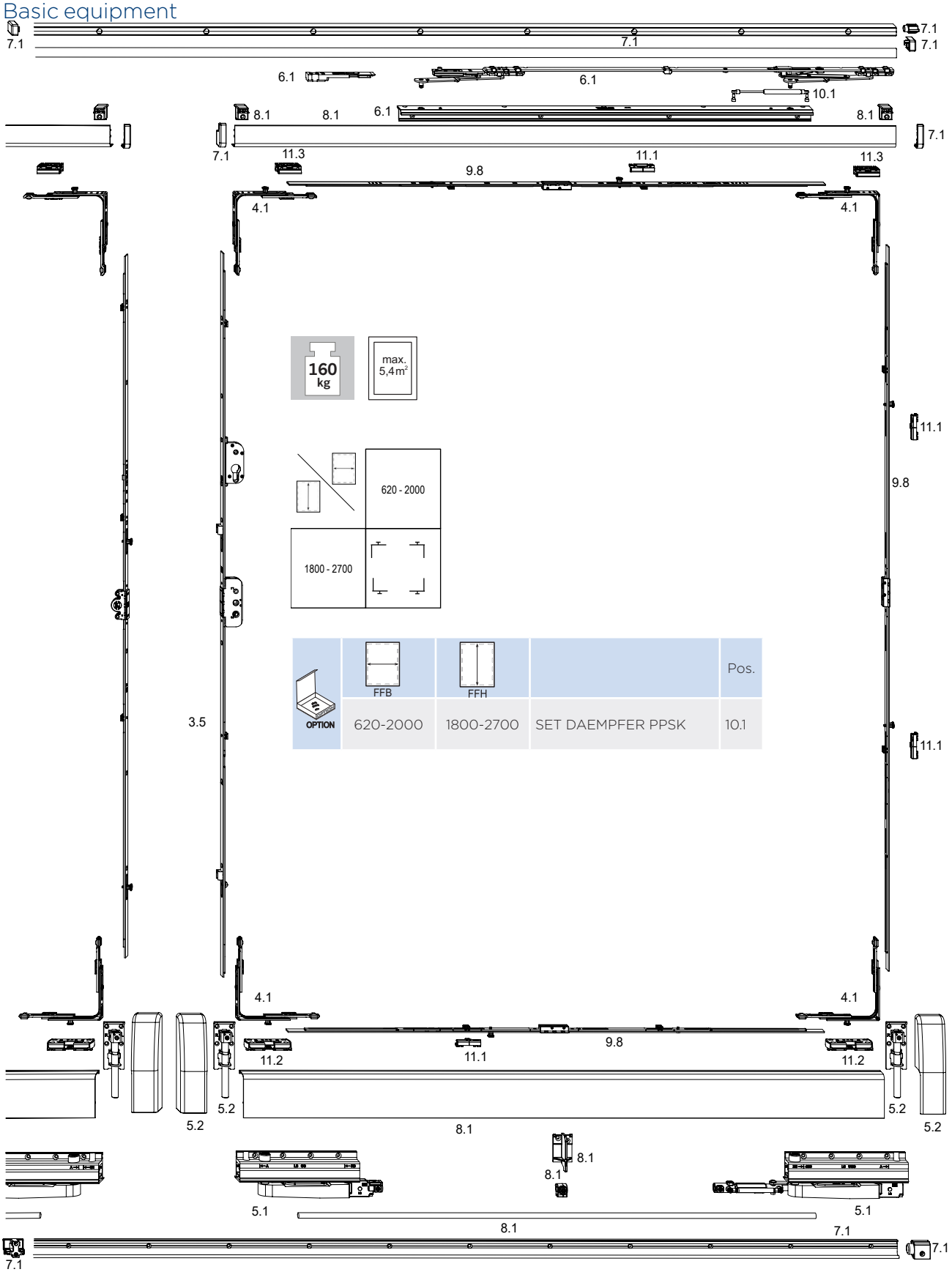

OPTION	FFB	FFH		Pos.
	620-2000	1800-2700	SET DAEMPFER PPSK	10.1

Please pay attention to the application diagrams!

winkhaus.com · All rights and modifications are reserved. · For more product information, visit our Partner Portal · partnerportal.winkhaus.com

primePort SK 160 S – central handle position, double sash without jamb

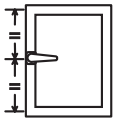


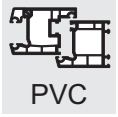

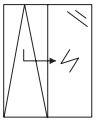

Basic equipment

	FFB	FFH		Pos.		Pos.		Pos.		Pos.	
A	620-2000	1800-2300	GAMA.PP.2300-3.D...SBS	3.4							
		2301-2700	GAMA.PP.2300-3.D...SBS	3.4	MS.SO.250-1	9.3	MS.SU.250-1	9.3			
B	620-2000	1800-2700	E1	4.1					SBS.K...	11.3	1x
C	620-800	1800-2700	VSAM.800	9.8							
	801-1050		VSAM.1050-1	9.8					SBA.K...	11.1	1x
	1051-1400		VSAM.1400-1	9.8					SBA.K...	11.1	1x
	1401-1800		VSAM.1800-2	9.8					SBA.K...	11.1	2x
	1801-2000		VSAM.2300-3	9.8					SBA.K...	11.1	3x
	620-950	1800-2700	SET GS.PPSK.950...	6.1							
	951-1300		SET GS.PPSK.1300...	6.1							
	1301-1650		SET GS.PPSK.1650...	6.1							
	1651-2000		SET GS.PPSK.2000...	6.1							
D	620-2000	1800-2700	E1	4.1					SBS.K...	11.3	1x
E	620-2000	1800-2300	VSAM.2300-3	9.8					SBA.K...	11.1	3x
		2301-2700	VSAM.2300-3	9.8	MK.250-1	9.1	MK.250-1	9.1	SBA.K...	11.1	5x
F	620-2000	1800-2700	E1	4.1					SBK.K...	11.2	1x
G	620-800	1800-2700	VSAM.800	9.8							
	801-1050		VSAM.1050-1	9.8					SBA.K...	11.1	1x
	1051-1400		VSAM.1400-1	9.8					SBA.K...	11.1	1x
	1401-1800		VSAM.1800-2	9.8					SBA.K...	11.1	2x
	1801-2000		VSAM.2300-3	9.8					SBA.K...	11.1	3x
	620-2000	1800-2700	SET LW PPSK.100/160...	5.1							
	620-950	1800-2700	SET.ADP.PPSK.950...	8.1							
	951-1300		SET.ADP.PPSK.1300...	8.1							
	1301-1650		SET.ADP.PPSK.1650...	8.1							
	1651-2000		SET.ADP.PPSK.2000...	8.1							
	620-2000	1800-2700	SET.ADK.PPSK.160/220...	5.2							
H	620-2000	1800-2700	E1	4.1					SBK.K...	11.2	1x

	BRB										
	1330-2030		SET.SS.PPSK.2030...	7.1							
	2031-2380		SET.SS.PPSK.2380...	7.1							
	2381-2760		SET.SS.PPSK.2760...	7.1							
	2761-3100		SET.SS.PPSK.3100...	7.1							
	3101-3430		SET.SS.PPSK.3430...	7.1							
	3431-4130		SET.SS.PPSK.4130...	7.1							

primePort SK 160 Z - fixed handle position

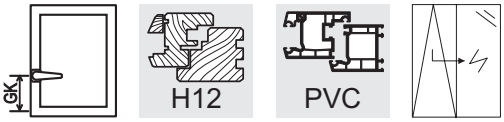

2

Basic equipment

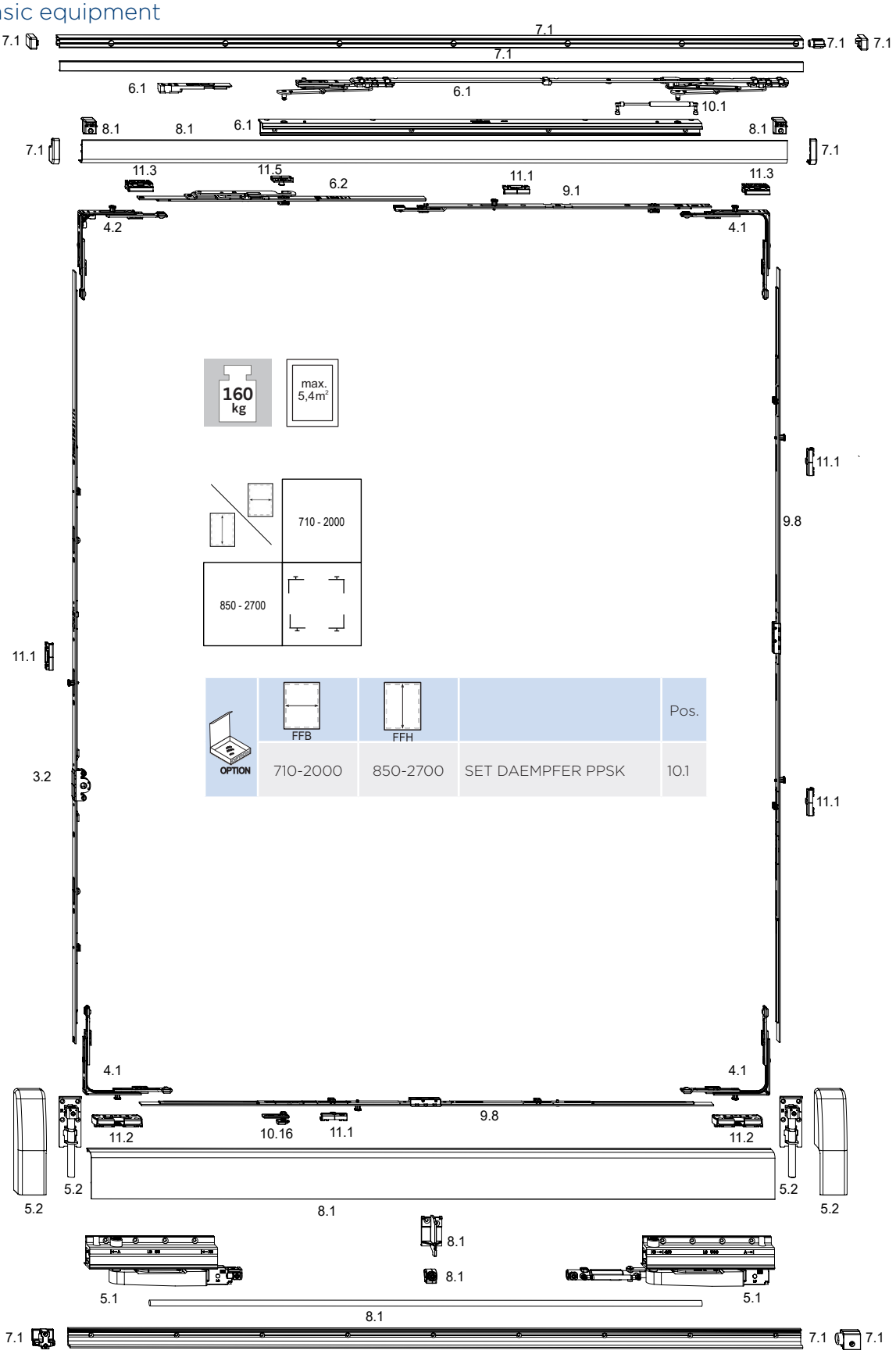

Please pay attention to the application diagrams!

winkhaus.com · All rights and modifications are reserved. · For more product information, visit our Partner Portal · partnerportal.winkhaus.com

primePort SK 160 Z - fixed handle position





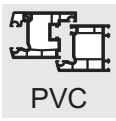

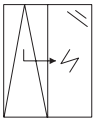

Basic equipment

	FFB	FFH		Pos.		Pos.		Pos.		Pos.	
A	710-2000	850-1100	GAK.PP.1100-1	3.2			GK = 375		SBA.K...	11.1	1x
		1101-1325	GAK.PP.1325-1	3.2			GK = 550		SBA.K...	11.1	1x
		1326-1550	GAK.PP.1550-1	3.2			GK = 550		SBA.K...	11.1	1x
		1551-1775	GAK.PP.1775-2	3.2			GK = 550		SBA.K...	11.1	2x
		1776-2000	GAK.PP.2000-2	3.2			GK = 1050		SBA.K...	11.1	2x
		2001-2225	GAK.PP.2225-2	3.2			GK = 1050		SBA.K...	11.1	2x
		2226-2475	GAK.PP.2225-2	3.2	MK.250-1	9.1	GK = 1050		SBA.K...	11.1	3x
		2476-2700	GAK.PP.2225-2	3.2	MK.500-1	9.1	GK = 1050		SBA.K...	11.1	3x
B	710-2000	850-2700	E1.PP	4.2					SBS.K...	11.3	1x
C	710-818	850-2700	AS.PPSK.1300..	6.2	RT.AS.PPSK.K...						
	819-1068		AS.PPSK.1300..	6.2	RT.AS.PPSK.K...	11.5	MK.250-1	9.1	SBA.K...	11.1	1x
	1069-1300		AS.PPSK.1300..	6.2	RT.AS.PPSK.K...	11.5	MK.500-1	9.1	SBA.K...	11.1	1x
	1301-1548		AS.PPSK.2000..	6.2	RT.AS.PPSK.K...	11.5			SBA.K...	11.1	1x
	1549-1798		AS.PPSK.2000..	6.2	RT.AS.PPSK.K...	11.5	MK.250-1	9.1	SBA.K...	11.1	2x
	1799-2000		AS.PPSK.2000..	6.2	RT.AS.PPSK.K...	11.5	MK.500-1	9.1	SBA.K...	11.1	2x
	710-950	850-2700	SET GS.PPSK.950...	6.1							
	951-1300		SET GS.PPSK.1300...	6.1							
	1301-1650		SET GS.PPSK.1650...	6.1							
	1651-2000		SET GS.PPSK.2000...	6.1							
D	710-2000	850-2700	E1	4.1					SBS.K...	11.3	1x
E	710-2000	850-1050	VSAM.1050-1	9.8					SBA.K...	11.1	1x
		1051-1400	VSAM.1400-1	9.8					SBA.K...	11.1	1x
		1401-1800	VSAM.1800-2	9.8					SBA.K...	11.1	2x
		1801-2300	VSAM.2300-3	9.8					SBA.K...	11.1	3x
		2301-2700	VSAM.2300-3	9.8	MK.250-1	9.1	MK.250-1	9.1	SBA.K...	11.1	5x
F	710-2000	850-2700	E1	4.1					SBK.K...	11.2	1x
G	710-1050	850-2700	VSAM.1050-1	9.8	FSF	10.16			SBA.K...	11.1	1x
	1051-1400		VSAM.1400-1	9.8	FSF	10.16			SBA.K...	11.1	1x
	1401-1800		VSAM.1800-2	9.8	FSF	10.16			SBA.K...	11.1	2x
	1801-2000		VSAM.2300-3	9.8					SBA.K...	11.1	3x
	710-2000	850-2700	SET LW PPSK.100/160...	5.1							
	710-950	850-2700	SET.ADP.PPSK.950...	8.1							
	951-1300		SET.ADP.PPSK.1300...	8.1							
	1301-1650		SET.ADP.PPSK.1650...	8.1							
	1651-2000		SET.ADP.PPSK.2000...	8.1							
	710-2000	850-2700	SET.ADK.PPSK.160/220...	5.2							
H	710-2000	850-2700	E1	4.1					SBK.K...	11.2	1x
	BRB										
	1330-2030		SET.SS.PPSK.2030...	7.1							
	2031-2380		SET.SS.PPSK.2380...	7.1							
	2381-2760		SET.SS.PPSK.2760...	7.1							
	2761-3100		SET.SS.PPSK.3100...	7.1							
	3101-3430		SET.SS.PPSK.3430...	7.1							
	3431-4130		SET.SS.PPSK.4130...	7.1							

primePort SK 160 Z - central handle position

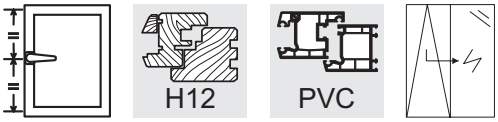

2

Basic equipment

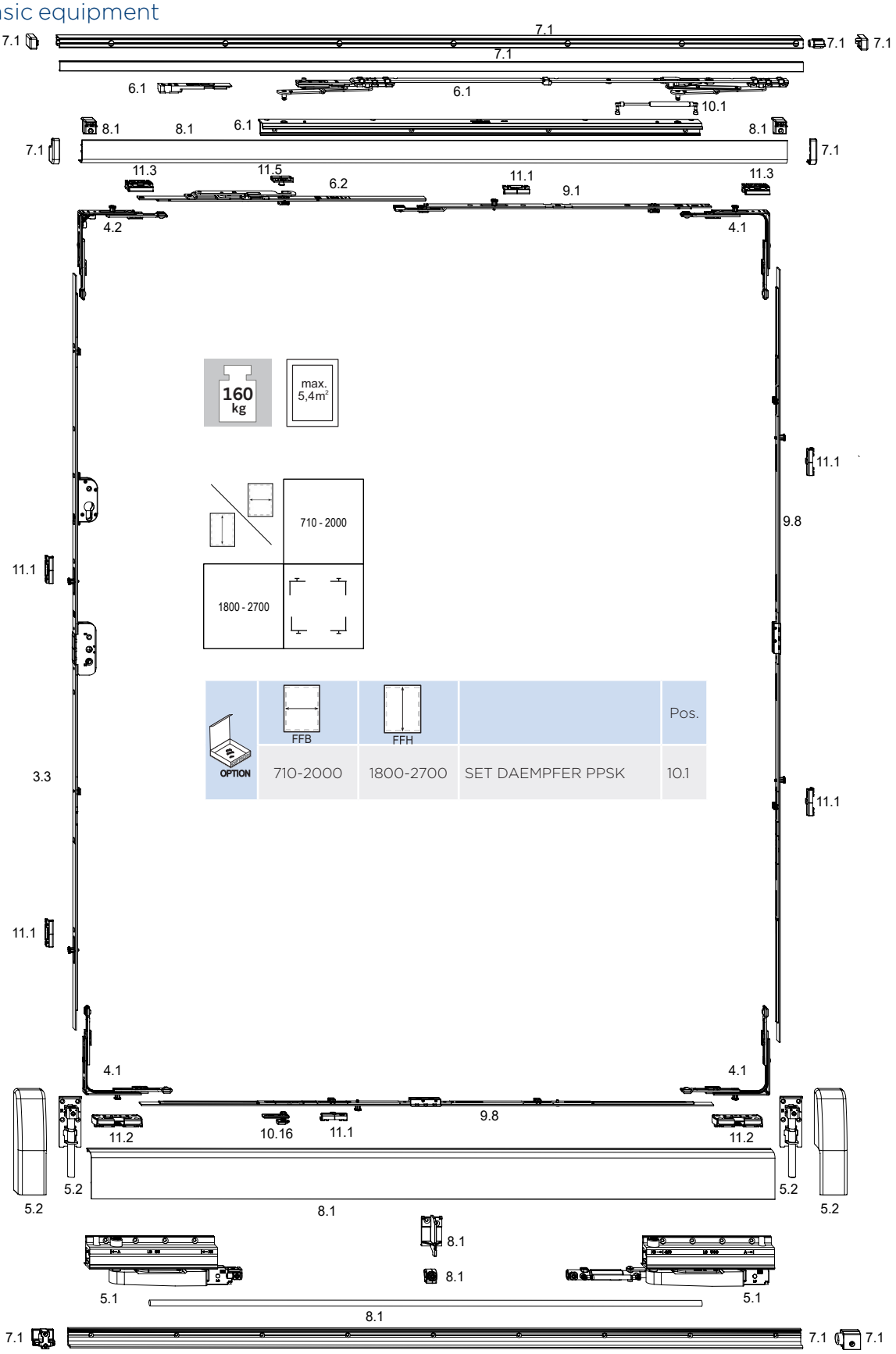

OPTION	FFB	FFH		Pos.
	710-2000	1800-2700	SET DAEMPFER PPSK	10.1

Please pay attention to the application diagrams!

winkhaus.com · All rights and modifications are reserved. · For more product information, visit our Partner Portal · partnerportal.winkhaus.com

primePort SK 160 Z - central handle position

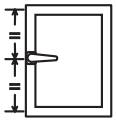


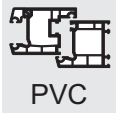

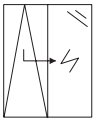

Basic equipment

	FFB	FFH		Pos.		Pos.		Pos.		Pos.	
A	710-2000	1800-2300	GAMA.PP.2300-3.D..	3.3					SBA.K...	11.1	3x
		2301-2700	GAMA.PP.2300-3.D..	3.3	MK.250-1	9.1	MK.250-1	9.1	SBA.K...	11.1	5x
B	710-2000	1800-2700	E1.PP	4.2					SBS.K...	11.3	1x
C	710-818	1800-2700	AS.PPSK.1300..	6.2	RT.AS.PPSK.K...						
	819-1068		AS.PPSK.1300..	6.2	RT.AS.PPSK.K...	11.5	MK.250-1	9.1	SBA.K...	11.1	1x
	1069-1300		AS.PPSK.1300..	6.2	RT.AS.PPSK.K...	11.5	MK.500-1	9.1	SBA.K...	11.1	1x
	1301-1548		AS.PPSK.2000..	6.2	RT.AS.PPSK.K...	11.5			SBA.K...	11.1	1x
	1549-1798		AS.PPSK.2000..	6.2	RT.AS.PPSK.K...	11.5	MK.250-1	9.1	SBA.K...	11.1	2x
	1799-2000		AS.PPSK.2000..	6.2	RT.AS.PPSK.K...	11.5	MK.500-1	9.1	SBA.K...	11.1	2x
	710-950	1800-2700	SET GS.PPSK.950...	6.1							
	951-1300		SET GS.PPSK.1300...	6.1							
	1301-1650		SET GS.PPSK.1650...	6.1							
	1651-2000		SET GS.PPSK.2000...	6.1							
D	710-2000	1800-2700	E1	4.1					SBS.K...	11.3	1x
E	710-2000	1800-2300	VSAM.2300-3	9.8					SBA.K...	11.1	3x
		2301-2700	VSAM.2300-3	9.8	MK.250-1	9.1	MK.250-1	9.1	SBA.K...	11.1	5x
F	710-2000	1800-2700	E1	4.1					SBK.K...	11.2	1x
G	710-1050	1800-2700	VSAM.1050-1	9.8	FSF	10.16			SBA.K...	11.1	1x
	1051-1400		VSAM.1400-1	9.8	FSF	10.16			SBA.K...	11.1	1x
	1401-1800		VSAM.1800-2	9.8	FSF	10.16			SBA.K...	11.1	2x
	1801-2000		VSAM.2300-3	9.8					SBA.K...	11.1	3x
	710-2000	1800-2700	SET LW PPSK.100/160...	5.1							
	710-950	1800-2700	SET.ADP.PPSK.950...	8.1							
	951-1300		SET.ADP.PPSK.1300...	8.1							
	1301-1650		SET.ADP.PPSK.1650...	8.1							
	1651-2000		SET.ADP.PPSK.2000...	8.1							
	710-2000	1800-2700	SET.ADK.PPSK.160/220...	5.2							
H	710-2000	1800-2700	E1	4.1					SBK.K...	11.2	1x
	BRB										
	1330-2030		SET.SS.PPSK.2030...	7.1							
	2031-2380		SET.SS.PPSK.2380...	7.1							
	2381-2760		SET.SS.PPSK.2760...	7.1							
	2761-3100		SET.SS.PPSK.3100...	7.1							
	3101-3430		SET.SS.PPSK.3430...	7.1							
	3431-4130		SET.SS.PPSK.4130...	7.1							

primePort SK 160 Z – fixed handle position, double sash without jamb

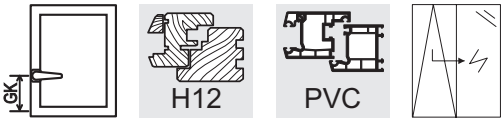

2

Basic equipment

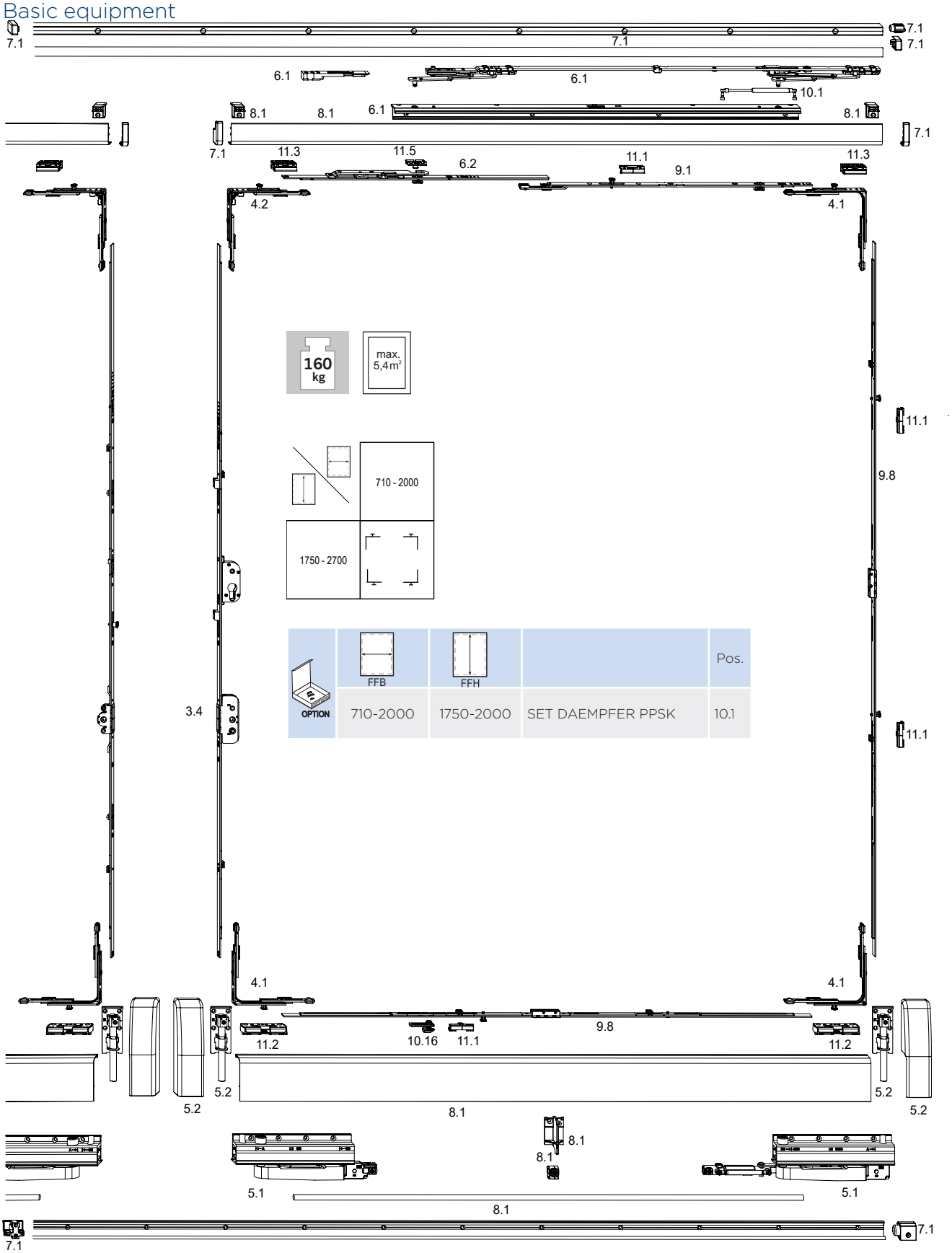

Please pay attention to the application diagrams!

winkhaus.com · All rights and modifications are reserved. · For more product information, visit our Partner Portal · partnerportal.winkhaus.com

primePort SK 160 Z – fixed handle position, double sash without jamb





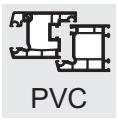

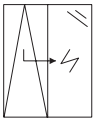

Basic equipment

	FFB	FFH		Pos.		Pos.		Pos.		Pos.	
A	710-2000	1750-2000	GAKA.PP.2000-4.D...SBS	3.4			GK = 1050				
		2001-2225	GAKA.PP.2225-4.D...SBS	3.4			GK = 1050				
		2226-2475	GAKA.PP.2225-4.D...SBS	3.4	MS.SO.250-1	9.3	GK = 1050				
		2476-2700	GAKA.PP.2225-4.D...SBS	3.4	MS.SO.500-1	9.3	GK = 1050				
B	710-2000	1750-2000	E1.PP	4.2					SBS.K...	11.3	1x
C	710-1068	1750-2700	AS.PPSK.1300..	6.2	RT.AS.PPSK.K...	11.5	MK.250-1	9.1	SBA.K...	11.1	1x
	1069-1300		AS.PPSK.1300..	6.2	RT.AS.PPSK.K...	11.5	MK.500-1	9.1	SBA.K...	11.1	1x
	1301-1548		AS.PPSK.2000..	6.2	RT.AS.PPSK.K...	11.5			SBA.K...	11.1	1x
	1549-1798		AS.PPSK.2000..	6.2	RT.AS.PPSK.K...	11.5	MK.250-1	9.1	SBA.K...	11.1	2x
	1799-2000		AS.PPSK.2000..	6.2	RT.AS.PPSK.K...	11.5	MK.500-1	9.1	SBA.K...	11.1	2x
	710-950	1750-2700	SET GS.PPSK.950...	6.1							
	951-1300		SET GS.PPSK.1300...	6.1							
	1301-1650		SET GS.PPSK.1650...	6.1							
	1651-2000		SET GS.PPSK.2000...	6.1							
D	710-2000	1750-2000	E1	4.1					SBS.K...	11.3	1x
E	710-2000	1750-1800	VSAM.1800-2	9.8					SBA.K...	11.1	2x
		1801-2300	VSAM.2300-3	9.8					SBA.K...	11.1	3x
		2301-2700	VSAM.2300-3	9.8	MK.250-1	9.1	MK.250-1	9.1	SBA.K...	11.1	5x
F	710-2000	1750-2000	E1	4.1					SBK.K...	11.2	1x
G	710-1050	1750-2700	VSAM.1050-1	9.8	FSF	10.16			SBA.K...	11.1	1x
	1051-1400		VSAM.1400-1	9.8	FSF	10.16			SBA.K...	11.1	1x
	1401-1800		VSAM.1800-2	9.8	FSF	10.16			SBA.K...	11.1	2x
	1801-2000		VSAM.2300-3	9.8					SBA.K...	11.1	3x
	710-2000	1750-2700	SET LW PPSK.100/160...	5.1							
	710-950	1750-2700	SET.ADP.PPSK.950...	8.1							
	951-1300		SET.ADP.PPSK.1300...	8.1							
	1301-1650		SET.ADP.PPSK.1650...	8.1							
	1651-2000		SET.ADP.PPSK.2000...	8.1							
	710-2000	1750-2700	SET.ADK.PPSK.160/220...	5.2							
H	710-2000	1750-2000	E1	4.1					SBK.K...	11.2	1x

	BRB										
	1330-2030		SET.SS.PPSK.2030...	7.1							
	2031-2380		SET.SS.PPSK.2380...	7.1							
	23812760		SET.SS.PPSK.2760...	7.1							
	2761-3100		SET.SS.PPSK.3100...	7.1							
	3101-3430		SET.SS.PPSK.3430...	7.1							
	3431-4130		SET.SS.PPSK.4130...	7.1							

primePort SK 160 Z – central handle position, double sash without jamb

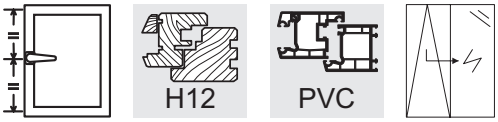

2

Basic equipment

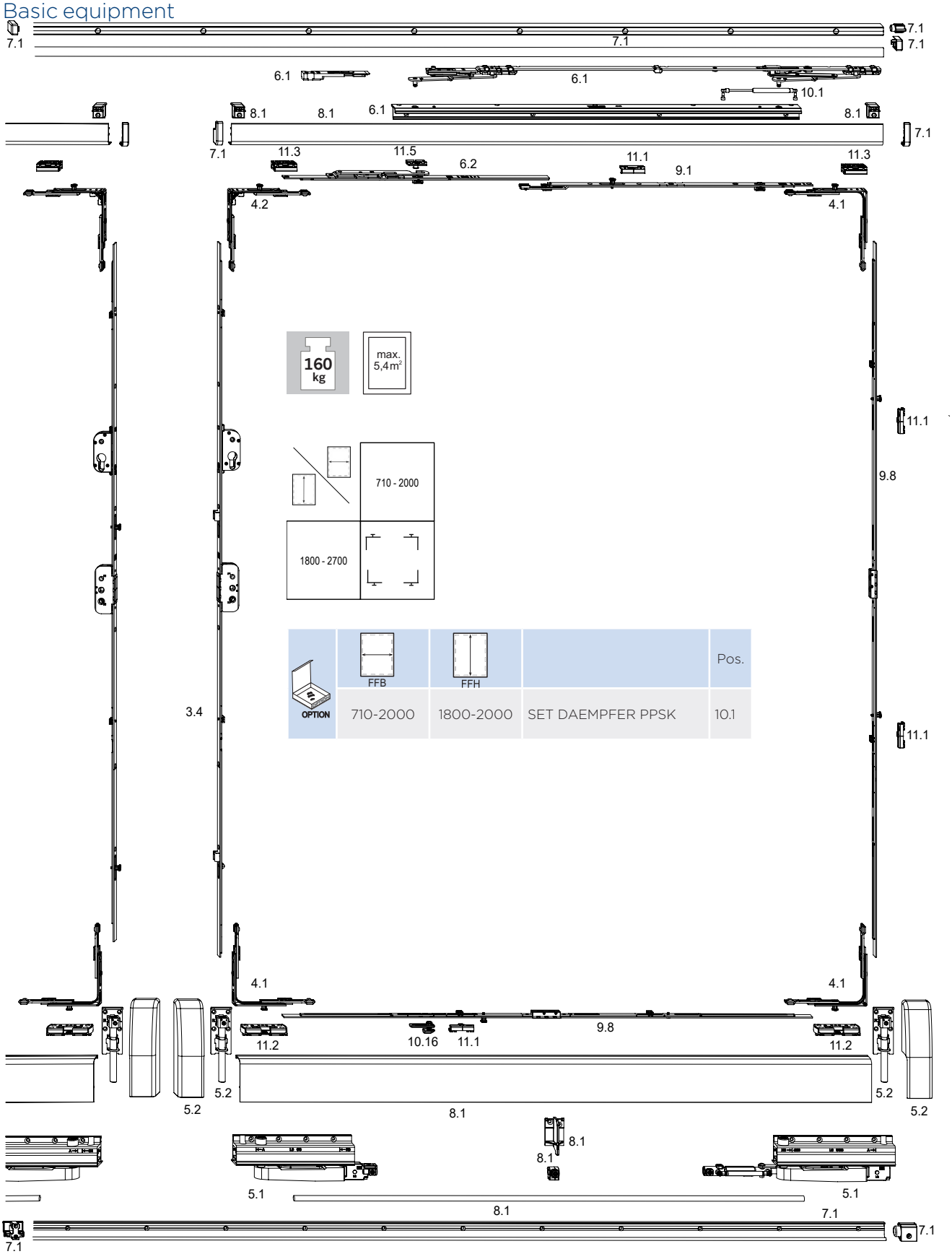

Please pay attention to the application diagrams!

winkhaus.com · All rights and modifications are reserved. · For more product information, visit our Partner Portal · partnerportal.winkhaus.com

primePort SK 160 Z – central handle position, double sash without jamb

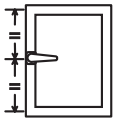


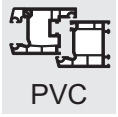

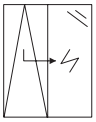

Basic equipment

	FFB	FFH		Pos.		Pos.		Pos.		Pos.	
A	710-2000	1800-2300	GAMA.PP.2300-3.D...SBS	3.4							
		2301-2700	GAMA.PP.2300-3.D...SBS	3.4	MS.SO.250-1	9.3	MS.SU.250-1	9.3			
B	710-2000	1800-2000	E1.PP	4.2					SBS.K...	11.3	1x
C	710-1068	1800-2700	AS.PPSK.1300..	6.2	RT.AS.PPSK.K...	11.5	MK.250-1	9.1	SBA.K...	11.1	1x
	1069-1300		AS.PPSK.1300..	6.2	RT.AS.PPSK.K...	11.5	MK.500-1	9.1	SBA.K...	11.1	1x
	1301-1548		AS.PPSK.2000..	6.2	RT.AS.PPSK.K...	11.5			SBA.K...	11.1	1x
	1549-1798		AS.PPSK.2000..	6.2	RT.AS.PPSK.K...	11.5	MK.250-1	9.1	SBA.K...	11.1	2x
	1799-2000		AS.PPSK.2000..	6.2	RT.AS.PPSK.K...	11.5	MK.500-1	9.1	SBA.K...	11.1	2x
	710-950	1800-2700	SET GS.PPSK.950...	6.1							
	951-1300		SET GS.PPSK.1300...	6.1							
	1301-1650		SET GS.PPSK.1650...	6.1							
	1651-2000		SET GS.PPSK.2000...	6.1							
D	710-2000	1800-2000	E1	4.1					SBS.K...	11.3	1x
E	710-2000	1800-2300	VSAM.2300-3	9.8					SBA.K...	11.1	3x
		2301-2700	VSAM.2300-3	9.8	MK.250-1	9.1	MK.250-1	9.1	SBA.K...	11.1	5x
F	710-2000	1800-2000	E1	4.1					SBK.K...	11.2	1x
G	710-1050	1800-2700	VSAM.1050-1	9.8	FSF	10.16			SBA.K...	11.1	1x
	1051-1400		VSAM.1400-1	9.8	FSF	10.16			SBA.K...	11.1	1x
	1401-1800		VSAM.1800-2	9.8	FSF	10.16			SBA.K...	11.1	2x
	1801-2000		VSAM.2300-3	9.8					SBA.K...	11.1	3x
	710-2000	1800-2700	SET LW PPSK.100/160...	5.1							
	710-950	1800-2700	SET.ADP.PPSK.950...	8.1							
	951-1300		SET.ADP.PPSK.1300...	8.1							
	1301-1650		SET.ADP.PPSK.1650...	8.1							
	1651-2000		SET.ADP.PPSK.2000...	8.1							
	710-2000	1800-2700	SET.ADK.PPSK.160/220...	5.2							
H	710-2000	1800-2000	E1	4.1					SBK.K...	11.2	1x
	BRB										
	1330-2030		SET.SS.PPSK.2030...	7.1							
	2031-2380		SET.SS.PPSK.2380...	7.1							
	23812760		SET.SS.PPSK.2760...	7.1							
	2761-3100		SET.SS.PPSK.3100...	7.1							
	3101-3430		SET.SS.PPSK.3430...	7.1							
	3431-4130		SET.SS.PPSK.4130...	7.1							

primePort SK 160 Z ASG – fixed handle position

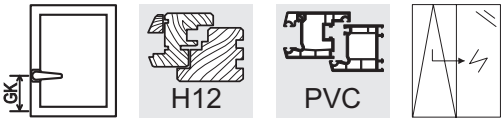

2

Basic equipment

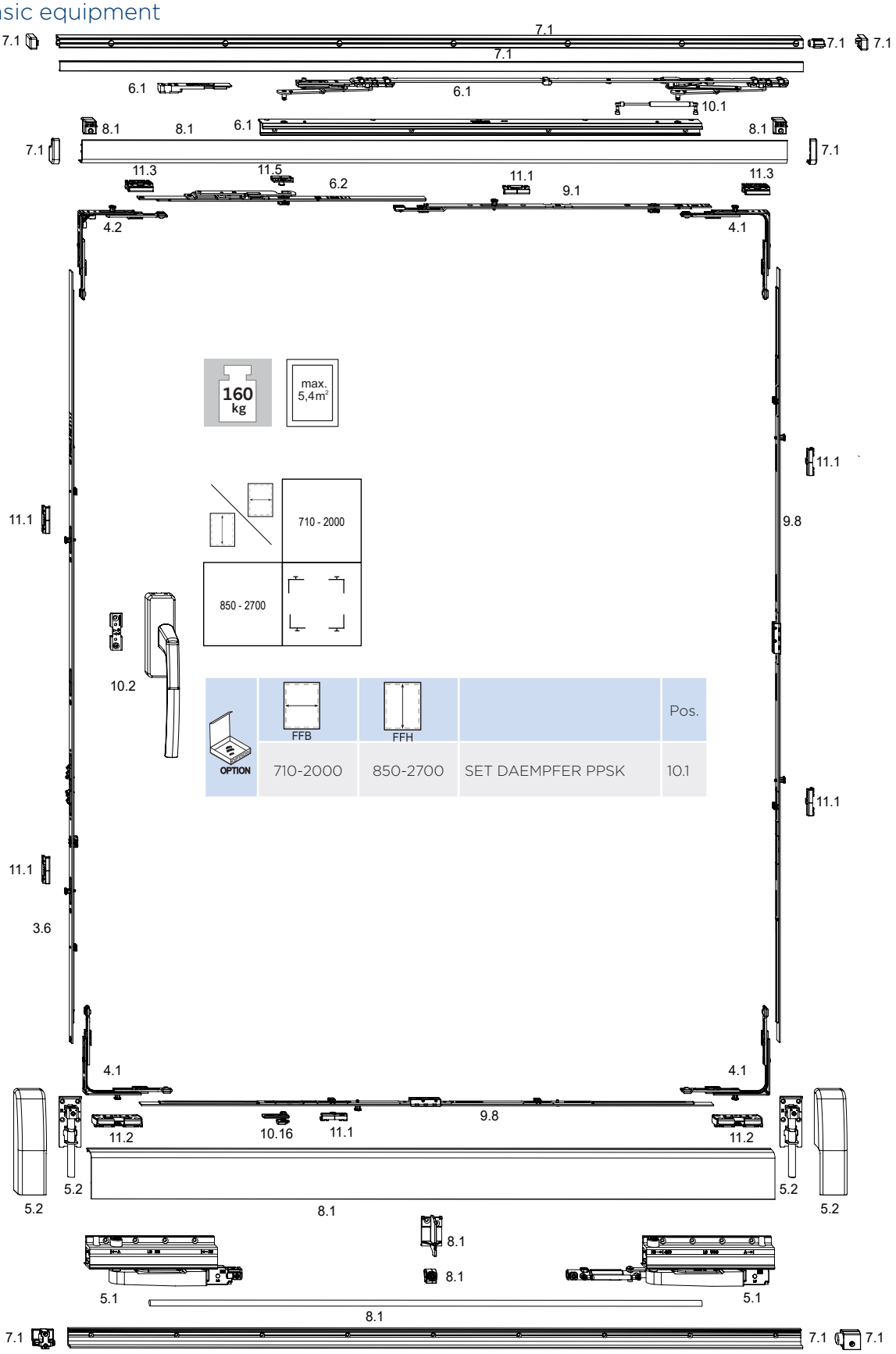

	FFB	FFH		Pos.
OPTION	710-2000	850-2700	SET DAEMPFER PPSK	10.1

Please pay attention to the application diagrams!

winkhaus.com · All rights and modifications are reserved. · For more product information, visit our Partner Portal · partnerportal.winkhaus.com

primePort SK 160 Z ASG – fixed handle position

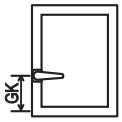



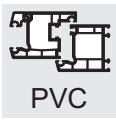

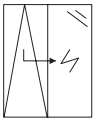

Basic equipment

	FFB	FFH		Pos.		Pos.		Pos.		Pos.	
A	710-2000	850-1100	VSK-ASG-PPSK.1100-1	3.6			GK = 375		SBA.K...	11.1	1x
		1101-1325	VSK-ASG-PPSK.1325-1	3.6			GK = 550		SBA.K...	11.1	1x
		1326-1550	VSK-ASG-PPSK.1550-2	3.6			GK = 550		SBA.K...	11.1	2x
		1551-1775	VSK-ASG-PPSK.1775-2	3.6			GK = 550		SBA.K...	11.1	2x
		1776-2000	VSK-ASG-PPSK.2000-2	3.6			GK = 1050		SBA.K...	11.1	2x
		2001-2225	VSK-ASG-PPSK.2225-2	3.6			GK = 1050		SBA.K...	11.1	2x
		2226-2475	VSK-ASG-PPSK.2225-2	3.6	MK.250-1	9.1	GK = 1050		SBA.K...	11.1	3x
		2476-2700	VSK-ASG-PPSK.2225-2	3.6	MK.500-1	9.1	GK = 1050		SBA.K...	11.1	3x
	710-2000	850-2700	SET.GF.ASG.PPSK...	10.2							
B	710-2000	850-2700	E1.PP	4.2					SBS.K...	11.3	1x
C	710-818	850-2700	AS.PPSK.1300..	6.2	RT.AS.PPSK.K...	11.5					
	819-1068		AS.PPSK.1300..	6.2	RT.AS.PPSK.K...	11.5	MK.250-1	9.1	SBA.K...	11.1	1x
	1069-1300		AS.PPSK.1300..	6.2	RT.AS.PPSK.K...	11.5	MK.500-1	9.1	SBA.K...	11.1	1x
	1301-1548		AS.PPSK.2000..	6.2	RT.AS.PPSK.K...	11.5			SBA.K...	11.1	1x
	1549-1798		AS.PPSK.2000..	6.2	RT.AS.PPSK.K...	11.5	MK.250-1	9.1	SBA.K...	11.1	2x
	1799-2000		AS.PPSK.2000..	6.2	RT.AS.PPSK.K...	11.5	MK.500-1	9.1	SBA.K...	11.1	2x
	819-950	850-2700	SET GS.PPSK.950...	6.1							
	951-1300		SET GS.PPSK.1300...	6.1							
	1301-1650		SET GS.PPSK.1650...	6.1							
	1651-2000		SET GS.PPSK.2000...	6.1							
D	710-2000	850-2700	E1	4.1					SBS.K...	11.3	1x
E	710-2000	850-1050	VSAM.1050-1	9.8					SBA.K...	11.1	1x
		1051-1400	VSAM.1400-1	9.8					SBA.K...	11.1	1x
		1401-1800	VSAM.1800-2	9.8					SBA.K...	11.1	2x
		1801-2300	VSAM.2300-3	9.8					SBA.K...	11.1	3x
		2301-2700	VSAM.2300-3	9.8	MK.250-1	9.1	MK.250-1	9.1	SBA.K...	11.1	5x
F	710-2000	850-2700	E1	4.1					SBK.K...	11.2	1x
G	710-1050	850-2700	VSAM.1050-1	9.8	FSF	10.16			SBA.K...	11.1	1x
	1051-1400		VSAM.1400-1	9.8	FSF	10.16			SBA.K...	11.1	1x
	1401-1800		VSAM.1800-2	9.8	FSF	10.16			SBA.K...	11.1	2x
	1801-2000		VSAM.2300-3	9.8					SBA.K...	11.1	3x
	710-2000	850-2700	SET LW PPSK.100/160...	5.1							
	710-950	850-2700	SET.ADP.PPSK.950...	8.1							
	951-1300		SET.ADP.PPSK.1300...	8.1							
	1301-1650		SET.ADP.PPSK.1650...	8.1							
	1651-2000		SET.ADP.PPSK.2000...	8.1							
	710-2000	850-2700	SET.ADK.PPSK.160/220...	5.2							
H	710-2000	850-2700	E1	4.1					SBK.K...	11.2	1x
	BRB										
	1330-2030		SET.SS.PPSK.2030...	7.1							
	2031-2380		SET.SS.PPSK.2380...	7.1							
	2381-2760		SET.SS.PPSK.2760...	7.1							
	2761-3100		SET.SS.PPSK.3100...	7.1							
	3101-3430		SET.SS.PPSK.3430...	7.1							
	3431-4130		SET.SS.PPSK.4130...	7.1							

primePort SK 160 Z ASG - central handle position

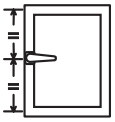


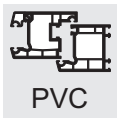

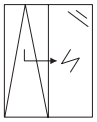

2

Basic equipment

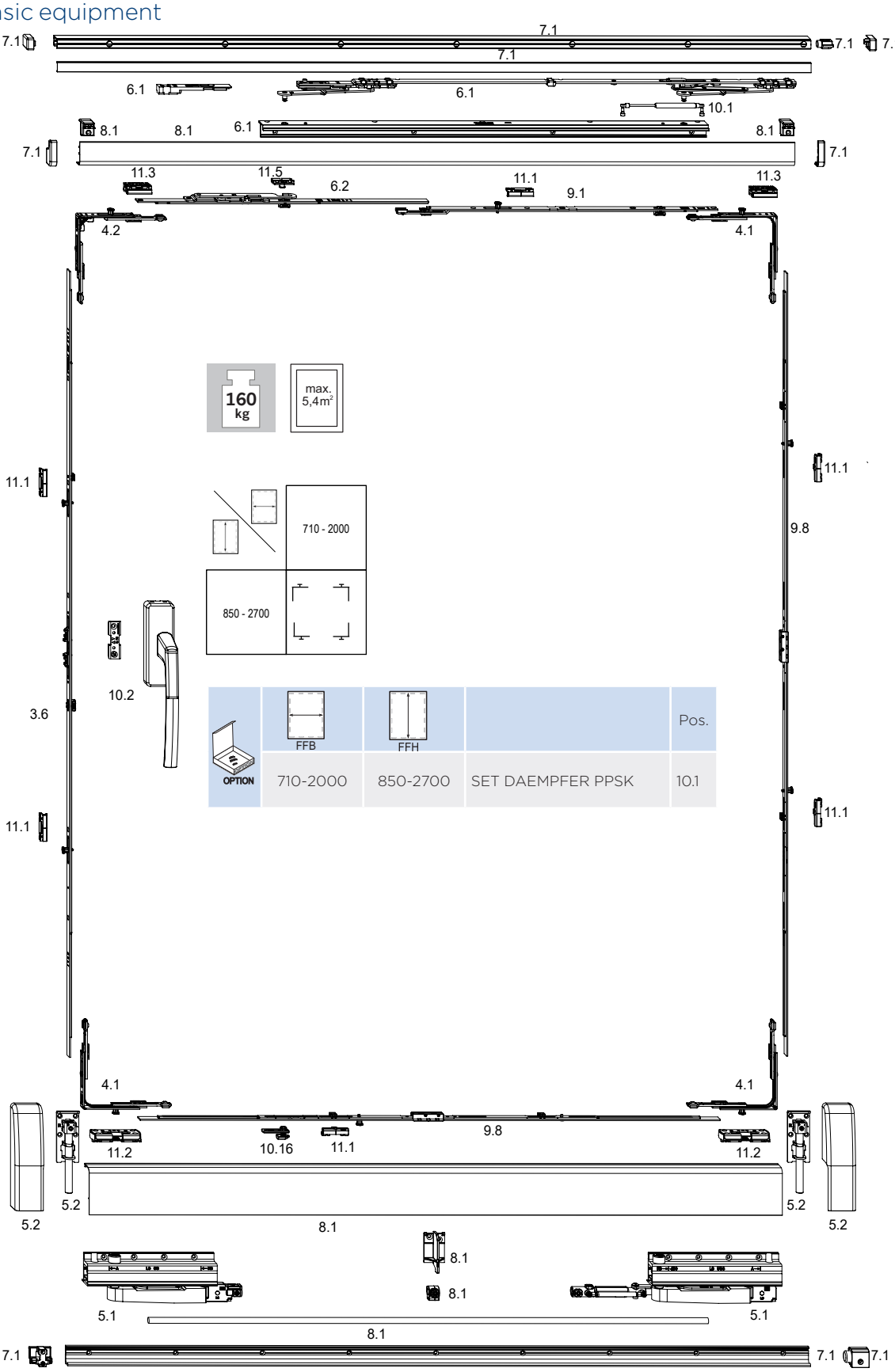

Please pay attention to the application diagrams!

winkhaus.com · All rights and modifications are reserved. · For more product information, visit our Partner Portal · partnerportal.winkhaus.com

primePort SK 160 Z ASG - central handle position

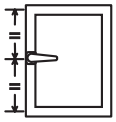


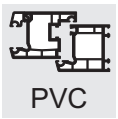

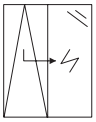

Basic equipment

	FFB	FFH		Pos.		Pos.		Pos.		Pos.	
A	710-2000	850-1050	VSM-ASG-PPSK.1050-1	3.6					SBA.K...	11.1	1x
		1051-1400	VSM-ASG-PPSK.1400-1	3.6					SBA.K...	11.1	1x
		1401-1800	VSM-ASG-PPSK.1800-2	3.6					SBA.K...	11.1	2x
		1801-2300	VSM-ASG-PPSK.2300-3	3.6					SBA.K...	11.1	3x
		2301-2700	VSM-ASG-PPSK.2300-3	3.6	MK.250-1	9.1	MK.250-1	9.1	SBA.K...	11.1	5x
	710-2000	850-2700	SET.GF.ASG.PPSK...	10.2							
B	710-2000	850-2700	E1.PP	4.2					SBS.K...	11.3	1x
C	710-818	850-2700	AS.PPSK.1300..	6.2	RT.AS.PPSK.K...	11.5					
	819-1068		AS.PPSK.1300..	6.2	RT.AS.PPSK.K...	11.5	MK.250-1	9.1	SBA.K...	11.1	1x
	1069-1300		AS.PPSK.1300..	6.2	RT.AS.PPSK.K...	11.5	MK.500-1	9.1	SBA.K...	11.1	1x
	1301-1548		AS.PPSK.2000..	6.2	RT.AS.PPSK.K...	11.5			SBA.K...	11.1	1x
	1549-1798		AS.PPSK.2000..	6.2	RT.AS.PPSK.K...	11.5	MK.250-1	9.1	SBA.K...	11.1	2x
	1799-2000		AS.PPSK.2000..	6.2	RT.AS.PPSK.K...	11.5	MK.500-1	9.1	SBA.K...	11.1	2x
	819-950	850-2700	SET GS.PPSK.950...	6.1							
	951-1300		SET GS.PPSK.1300...	6.1							
	1301-1650		SET GS.PPSK.1650...	6.1							
	1651-2000		SET GS.PPSK.2000...	6.1							
D	710-2000	850-2700	E1	4.1					SBS.K...	11.3	1x
E	710-2000	850-1050	VSAM.1050-1	9.8					SBA.K...	11.1	1x
		1051-1400	VSAM.1400-1	9.8					SBA.K...	11.1	1x
		1401-1800	VSAM.1800-2	9.8					SBA.K...	11.1	2x
		1801-2300	VSAM.2300-3	9.8					SBA.K...	11.1	3x
		2301-2700	VSAM.2300-3	9.8	MK.250-1	9.1	MK.250-1	9.1	SBA.K...	11.1	5x
F	710-2000	850-2700	E1	4.1					SBK.K...	11.2	1x
G	710-1050	850-2700	VSAM.1050-1	9.8	FSF	10.16			SBA.K...	11.1	1x
	1051-1400		VSAM.1400-1	9.8	FSF	10.16			SBA.K...	11.1	1x
	1401-1800		VSAM.1800-2	9.8	FSF	10.16			SBA.K...	11.1	2x
	1801-2000		VSAM.2300-3	9.8					SBA.K...	11.1	3x
	710-2000	850-2700	SET LW PPSK.100/160...	5.1							
	710-950	850-2700	SET.ADP.PPSK.950...	8.1							
	951-1300		SET.ADP.PPSK.1300...	8.1							
	1301-1650		SET.ADP.PPSK.1650...	8.1							
	1651-2000		SET.ADP.PPSK.2000...	8.1							
	710-2000	850-2700	SET.ADK.PPSK.160/220...	5.2							
H	710-2000	850-2700	E1	4.1					SBK.K...	11.2	1x
	BRB										
	1330-2030		SET.SS.PPSK.2030...	7.1							
	2031-2380		SET.SS.PPSK.2380...	7.1							
	2381-2760		SET.SS.PPSK.2760...	7.1							
	2761-3100		SET.SS.PPSK.3100...	7.1							
	3101-3430		SET.SS.PPSK.3430...	7.1							
	3431-4130		SET.SS.PPSK.4130...	7.1							

primePort SK 220 Z - fixed handle position

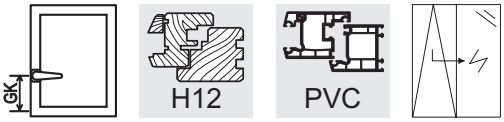

2

Basic equipment

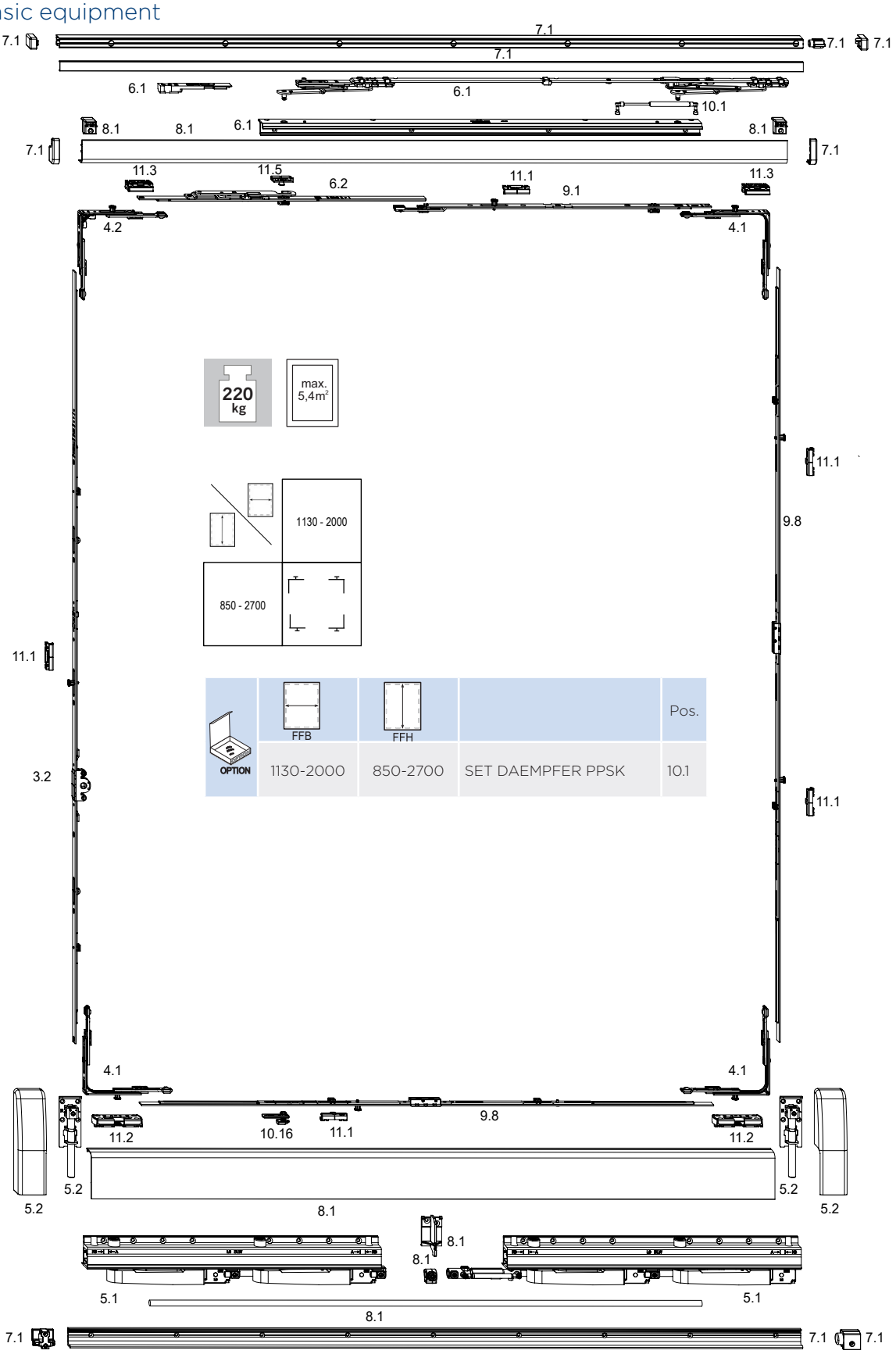

	FFB	FFH		Pos.
OPTION	1130-2000	850-2700	SET DAEMPFER PPSK	10.1

Please pay attention to the application diagrams!

winkhaus.com · All rights and modifications are reserved. · For more product information, visit our Partner Portal · partnerportal.winkhaus.com

primePort SK 220 Z - fixed handle position





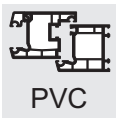

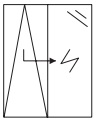

Basic equipment

	FFB	FFH		Pos.		Pos.		Pos.		Pos.	
A	1130-2000	850-1100	GAK.PP.1100-1	3.2			GK = 375		SBA.K...	11.1	1x
		1101-1325	GAK.PP.1325-1	3.2			GK = 550		SBA.K...	11.1	1x
		1326-1550	GAK.PP.1550-1	3.2			GK = 550		SBA.K...	11.1	1x
		1551-1775	GAK.PP.1775-2	3.2			GK = 550		SBA.K...	11.1	2x
		1776-2000	GAK.PP.2000-2	3.2			GK = 1050		SBA.K...	11.1	2x
		2001-2225	GAK.PP.2225-2	3.2			GK = 1050		SBA.K...	11.1	2x
		2226-2475	GAK.PP.2225-2	3.2	MK.250-1	9.1	GK = 1050		SBA.K...	11.1	3x
		2476-2700	GAK.PP.2225-2	3.2	MK.500-1	9.1	GK = 1050		SBA.K...	11.1	3x
B	1130-2000	850-2700	E1.PP	4.2					SBS.K...	11.3	1x
C	1130-1300	850-2700	AS.PPSK.1300..	6.2	RT.AS.PPSK.K...	11.5	MK.500-1	9.1	SBA.K...	11.1	1x
	1301-1548		AS.PPSK.2000..	6.2	RT.AS.PPSK.K...	11.5			SBA.K...	11.1	1x
	1549-1798		AS.PPSK.2000..	6.2	RT.AS.PPSK.K...	11.5	MK.250-1	9.1	SBA.K...	11.1	2x
	1799-2000		AS.PPSK.2000..	6.2	RT.AS.PPSK.K...	11.5	MK.500-1	9.1	SBA.K...	11.1	2x
	1130-1300	850-2700	SET GS.PPSK.1300...	6.1							
	1301-1650		SET GS.PPSK.1650...	6.1							
	1651-2000		SET GS.PPSK.2000...	6.1							
D	1130-2000	850-2700	E1	4.1					SBS.K...	11.3	1x
E	1130-2000	850-1050	VSAM.1050-1	9.8					SBA.K...	11.1	1x
		1051-1400	VSAM.1400-1	9.8					SBA.K...	11.1	1x
		1401-1800	VSAM.1800-2	9.8					SBA.K...	11.1	2x
		1801-2300	VSAM.2300-3	9.8					SBA.K...	11.1	3x
		2301-2700	VSAM.2300-3	9.8	MK.250-1	9.1	MK.250-1	9.1	SBA.K...	11.1	5x
F	1130-2000	850-2700	E1	4.1					SBK.K...	11.2	1x
G	1130-1400	850-2700	VSAM.1400-1	9.8	FSF	10.16			SBA.K...	11.1	1x
	1401-1800		VSAM.1800-2	9.8	FSF	10.16			SBA.K...	11.1	2x
	1801-2000		VSAM.2300-3	9.8	FSF	10.16			SBA.K...	11.1	3x
	1130-2000	850-2700	SET LW PPSK.220...	5.1							
	1130-1300	850-2700	SET.ADP.PPSK.1300...	8.1							
	1301-1650		SET.ADP.PPSK.1650...	8.1							
	1651-2000		SET.ADP.PPSK.2000...	8.1							
	1130-2000	850-2700	SET.ADK.PPSK.160/220...	5.2							
H	1130-2000	850-2700	E1	4.1					SBK.K...	11.2	1x

	BRB										
	1330-2030		SET.SS.PPSK.2030...	7.1							
	2031-2380		SET.SS.PPSK.2380...	7.1							
	2381-2760		SET.SS.PPSK.2760...	7.1							
	2761-3100		SET.SS.PPSK.3100...	7.1							
	3101-3430		SET.SS.PPSK.3430...	7.1							
	3431-4130		SET.SS.PPSK.4130...	7.1							

primePort SK 220 Z - central handle position

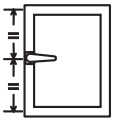


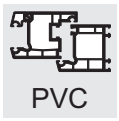

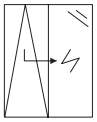

2

Basic equipment

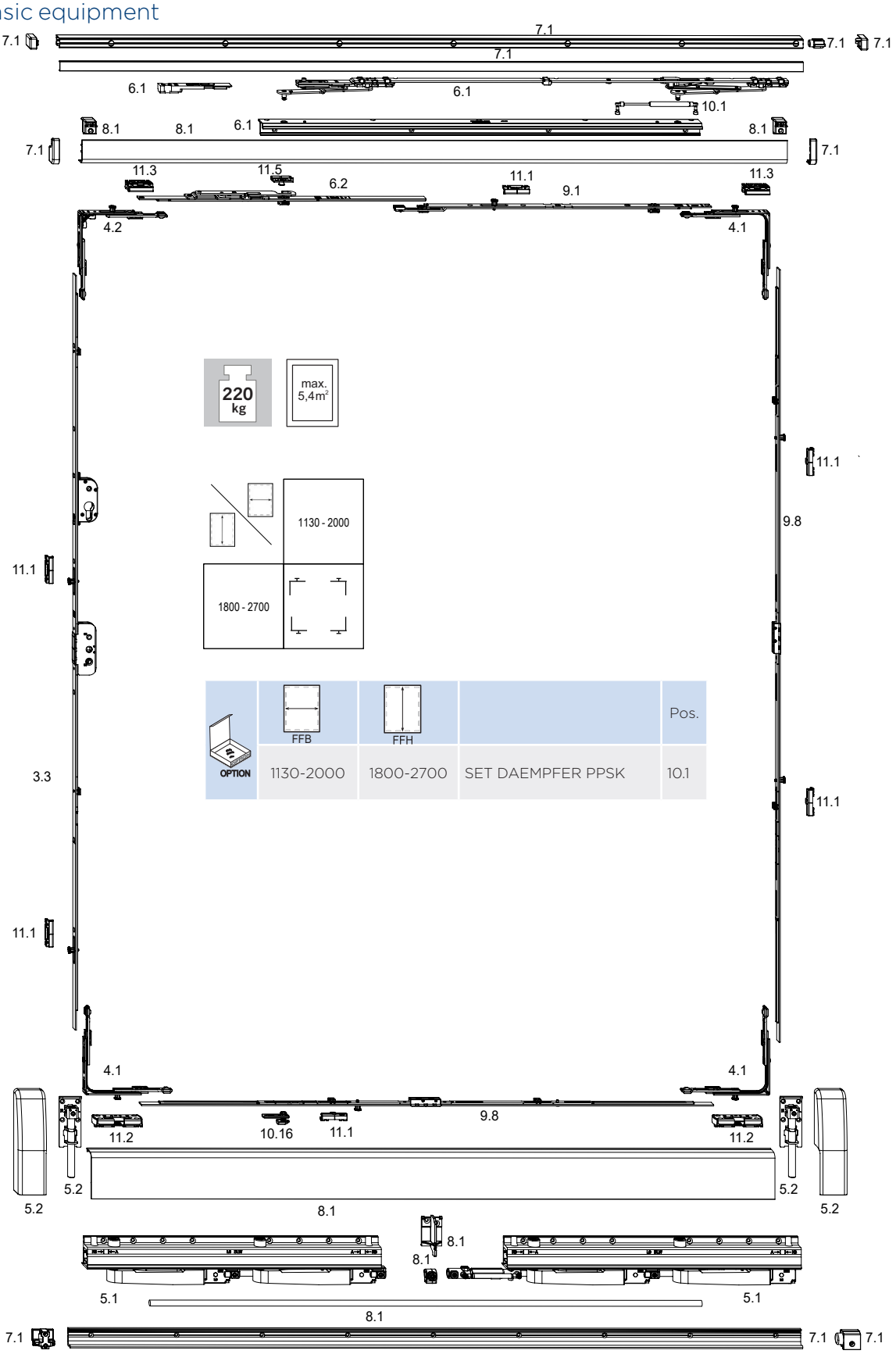

OPTION	FFB	FFH		Pos.
	1130-2000	1800-2700	SET DAEMPFER PPSK	10.1

Please pay attention to the application diagrams!

winkhaus.com · All rights and modifications are reserved. · For more product information, visit our Partner Portal · partnerportal.winkhaus.com

primePort SK 220 Z - central handle position

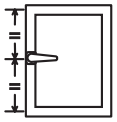


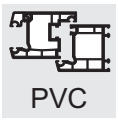

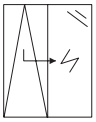

Basic equipment

	FFB	FFH		Pos.		Pos.		Pos.		Pos.	
A	1130-2000	1800-2300	GAMA.PP.2300-3.D..	3.3					SBA.K...	11.1	3x
		2301-2700	GAMA.PP.2300-3.D..	3.3	MK.250-1	9.1	MK.250-1	9.1	SBA.K...	11.1	5x
B	1130-2000	1800-2700	E1.PP	4.2					SBS.K...	11.3	1x
C	1130-1300	1800-2700	AS.PPSK.1300..	6.2	RT.AS.PPSK.K...	11.5	MK.500-1	9.1	SBA.K...	11.1	1x
	1301-1548		AS.PPSK.2000..	6.2	RT.AS.PPSK.K...	11.5			SBA.K...	11.1	1x
	1549-1798		AS.PPSK.2000..	6.2	RT.AS.PPSK.K...	11.5	MK.250-1	9.1	SBA.K...	11.1	2x
	1799-2000		AS.PPSK.2000..	6.2	RT.AS.PPSK.K...	11.5	MK.500-1	9.1	SBA.K...	11.1	2x
	1130-1300	1800-2700	SET GS.PPSK.1300...	6.1							
	1301-1650		SET GS.PPSK.1650...	6.1							
	1651-2000		SET GS.PPSK.2000...	6.1							
D	1130-2000	1800-2700	E1	4.1					SBS.K...	11.3	1x
E	1130-2000	1800-2300	VSAM.2300-3	9.8					SBA.K...	11.1	3x
		2301-2700	VSAM.2300-3	9.8	MK.250-1	9.1	MK.250-1	9.1	SBA.K...	11.1	5x
F	1130-2000	1800-2700	E1	4.1					SBK.K...	11.2	1x
G	1130-1400	1800-2700	VSAM.1400-1	9.8	FSF	10.16			SBA.K...	11.1	1x
	1401-1800		VSAM.1800-2	9.8	FSF	10.16			SBA.K...	11.1	2x
	1801-2000		VSAM.2300-3	9.8	FSF	10.16			SBA.K...	11.1	3x
	1130-2000	1800-2700	SET LW PPSK.220...	5.1							
	1130-1300	1800-2700	SET.ADP.PPSK.1300...	8.1							
	1301-1650		SET.ADP.PPSK.1650...	8.1							
	1651-2000		SET.ADP.PPSK.2000...	8.1							
	1130-2000	1800-2700	SET.ADK.PPSK.160/220...	5.2							
H	1130-2000	1800-2700	E1	4.1					SBK.K...	11.2	1x
	BRB										
	1330-2030		SET.SS.PPSK.2030...	7.1							
	2031-2380		SET.SS.PPSK.2380...	7.1							
	2381-2760		SET.SS.PPSK.2760...	7.1							
	2761-3100		SET.SS.PPSK.3100...	7.1							
	3101-3430		SET.SS.PPSK.3430...	7.1							
	3431-4130		SET.SS.PPSK.4130...	7.1							

2

primePort SK 220 Z – fixed handle position, double sash without jamb

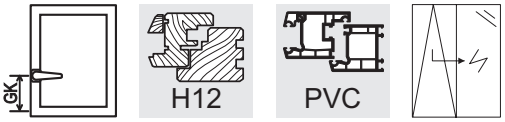

Basic equipment

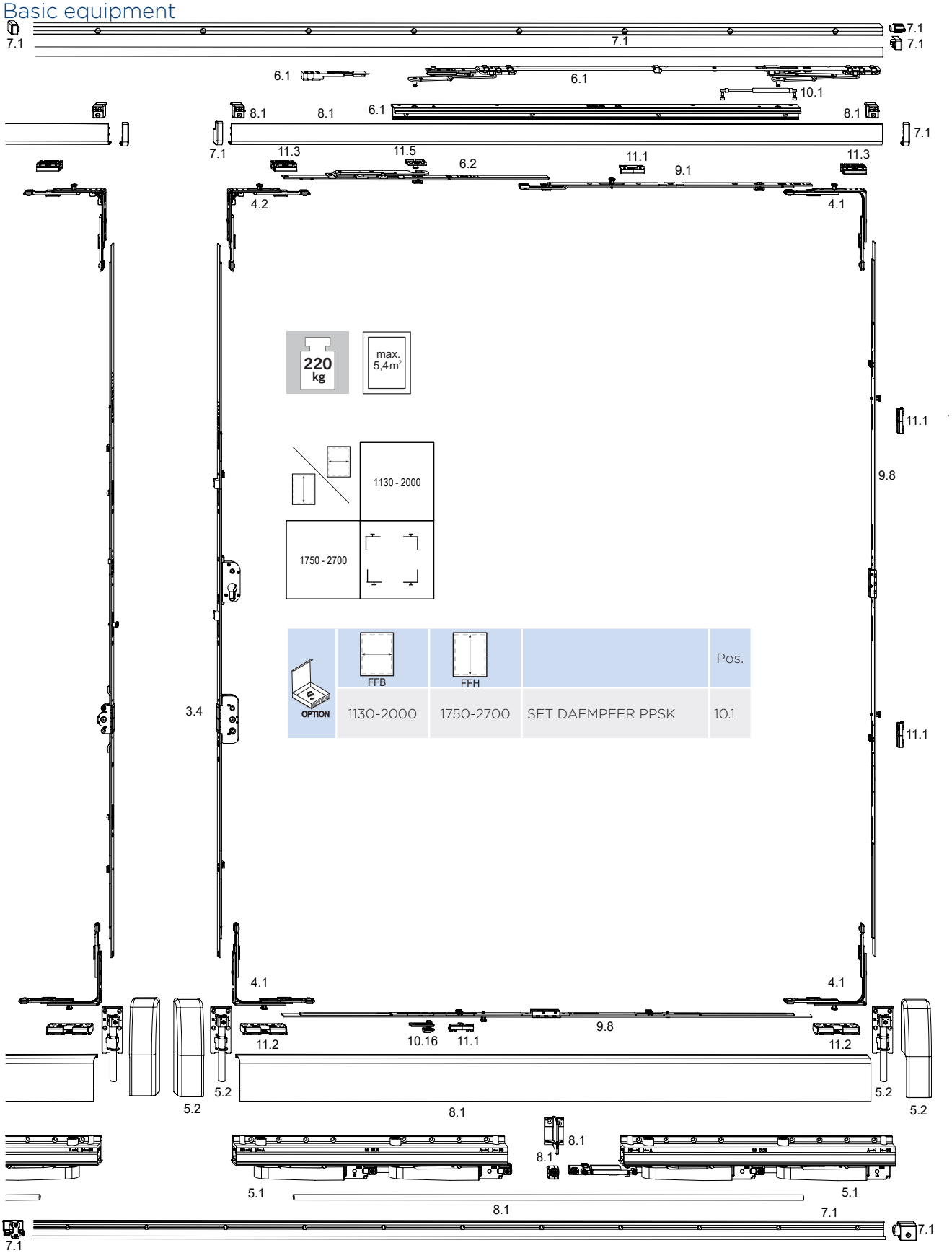

Please pay attention to the application diagrams!

winkhaus.com · All rights and modifications are reserved. · For more product information, visit our Partner Portal · partnerportal.winkhaus.com

primePort SK 220 Z – fixed handle position, double sash without jamb





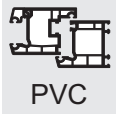

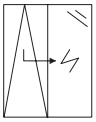

Basic equipment

	FFB	FFH		Pos.		Pos.		Pos.		Pos.	
A	1130-2000	1750-2000	GAKA.PP.2000-4.D...SBS	3.4			GK = 1050				
		2001-2225	GAKA.PP.2225-4.D...SBS	3.4			GK = 1050				
		2226-2475	GAKA.PP.2225-4.D...SBS	3.4	MS.SO.250-1	9.3	GK = 1050				
		2476-2700	GAKA.PP.2225-4.D...SBS	3.4	MS.SO.500-1	9.3	GK = 1050				
B	1130-2000	1750-2700	E1.PP	4.2					SBS.K...	11.3	1x
C	1130-1300	1750-2700	AS.PPSK.1300..	6.2	RT.AS.PPSK.K...	11.5	MK.500-1	9.1	SBA.K...	11.1	1x
	1301-1548		AS.PPSK.2000..	6.2	RT.AS.PPSK.K...	11.5			SBA.K...	11.1	1x
	1549-1798		AS.PPSK.2000..	6.2	RT.AS.PPSK.K...	11.5	MK.250-1	9.1	SBA.K...	11.1	2x
	1799-2000		AS.PPSK.2000..	6.2	RT.AS.PPSK.K...	11.5	MK.500-1	9.1	SBA.K...	11.1	2x
	1130-1300	1750-2700	SET GS.PPSK.1300...	6.1							
	1301-1650		SET GS.PPSK.1650...	6.1							
	1651-2000		SET GS.PPSK.2000...	6.1							
D	1130-2000	1750-2700	E1	4.1					SBS.K...	11.3	1x
E	1130-2000	1750-1800	VSAM.1800-2	9.8					SBA.K...	11.1	2x
		1801-2300	VSAM.2300-3	9.8					SBA.K...	11.1	3x
		2301-2700	VSAM.2300-3	9.8	MK.250-1	9.1	MK.250-1	9.1	SBA.K...	11.1	5x
F	1130-2000	1750-2700	E1	4.1					SBK.K...	11.2	1x
G	1130-1400	1750-2700	VSAM.1400-1	9.8	FSF	10.16			SBA.K...	11.1	1x
	1401-1800		VSAM.1800-2	9.8	FSF	10.16			SBA.K...	11.1	2x
	1801-2000		VSAM.2300-3	9.8	FSF	10.16			SBA.K...	11.1	3x
	1130-2000	1750-2700	SET LW PPSK.220...	5.1							
	1130-1300	1750-2700	SET.ADP.PPSK.1300...	8.1							
	1301-1650		SET.ADP.PPSK.1650...	8.1							
	1651-2000		SET.ADP.PPSK.2000...	8.1							
	1130-2000	1750-2700	SET.ADK.PPSK.160/220...	5.2							
H	1130-2000	1750-2700	E1	4.1					SBK.K...	11.2	1x
	BRB										
	1330-2030		SET.SS.PPSK.2030...	7.1							
	2031-2380		SET.SS.PPSK.2380...	7.1							
	2381-2760		SET.SS.PPSK.2760...	7.1							
	2761-3100		SET.SS.PPSK.3100...	7.1							
	3101-3430		SET.SS.PPSK.3430...	7.1							
	3431-4130		SET.SS.PPSK.4130...	7.1							

2

primePort SK 220 Z – central handle position, double sash without jamb

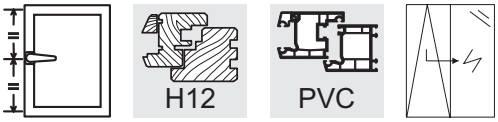

Basic equipment

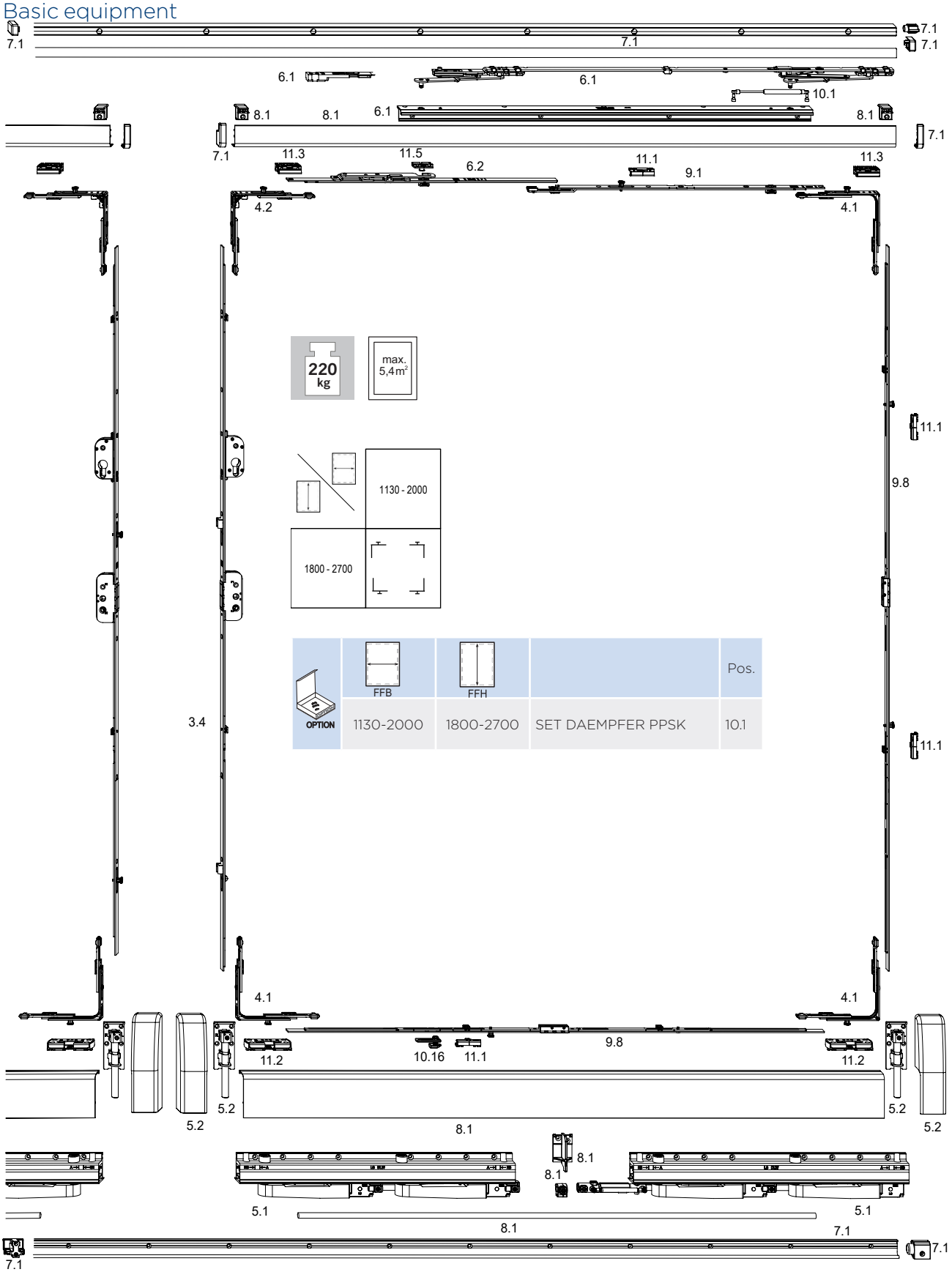

Please pay attention to the application diagrams!

winkhaus.com · All rights and modifications are reserved. · For more product information, visit our Partner Portal · partnerportal.winkhaus.com

primePort SK 220 Z – central handle position, double sash without jamb

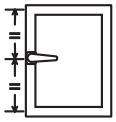


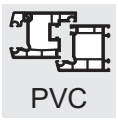

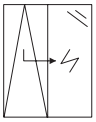

Basic equipment

	FFB	FFH		Pos.		Pos.		Pos.		Pos.	
A	1130-2000	1800-2300	GAMA.PP.2300-3.D...SBS	3.4							
		2301-2700	GAMA.PP.2300-3.D...SBS	3.4	MS.SO.250-1	9.3	MS.SU.250-1	9.3			
B	1130-2000	1800-2700	E1.PP	4.2					SBS.K...	11.3	1x
C	1130-1300	1800-2700	AS.PPSK.1300..	6.2	RT.AS.PPSK.K...	11.5	MK.500-1	9.1	SBA.K...	11.1	1x
	1301-1548		AS.PPSK.2000..	6.2	RT.AS.PPSK.K...	11.5			SBA.K...	11.1	1x
	1549-1798		AS.PPSK.2000..	6.2	RT.AS.PPSK.K...	11.5	MK.250-1	9.1	SBA.K...	11.1	2x
	1799-2000		AS.PPSK.2000..	6.2	RT.AS.PPSK.K...	11.5	MK.500-1	9.1	SBA.K...	11.1	2x
	1130-1300	1800-2700	SET GS.PPSK.1300...	6.1							
	1301-1650		SET GS.PPSK.1650...	6.1							
	1651-2000		SET GS.PPSK.2000...	6.1							
D	1130-2000	1800-2700	E1	4.1					SBS.K...	11.3	1x
E	1130-2000	1800-2300	VSAM.2300-3	9.8					SBA.K...	11.1	3x
		2301-2700	VSAM.2300-3	9.8	MK.250-1	9.1	MK.250-1	9.1	SBA.K...	11.1	5x
F	1130-2000	1800-2700	E1	4.1					SBK.K...	11.2	1x
G	1130-1400	1800-2700	VSAM.1400-1	9.8	FSF	10.16			SBA.K...	11.1	1x
	1401-1800		VSAM.1800-2	9.8	FSF	10.16			SBA.K...	11.1	2x
	1801-2000		VSAM.2300-3	9.8	FSF	10.16			SBA.K...	11.1	3x
	1130-2000	1800-2700	SET LW PPSK.220...	5.1							
	1130-1300	1800-2700	SET.ADP.PPSK.1300...	8.1							
	1301-1650		SET.ADP.PPSK.1650...	8.1							
	1651-2000		SET.ADP.PPSK.2000...	8.1							
	1130-2000	1800-2700	SET.ADK.PPSK.160/220...	5.2							
H	1130-2000	1800-2700	E1	4.1					SBK.K...	11.2	1x
	BRB										
	1330-2030		SET.SS.PPSK.2030...	7.1							
	2031-2380		SET.SS.PPSK.2380...	7.1							
	2381-2760		SET.SS.PPSK.2760...	7.1							
	2761-3100		SET.SS.PPSK.3100...	7.1							
	3101-3430		SET.SS.PPSK.3430...	7.1							
	3431-4130		SET.SS.PPSK.4130...	7.1							

primePort SK 220 Z ASG – fixed handle position

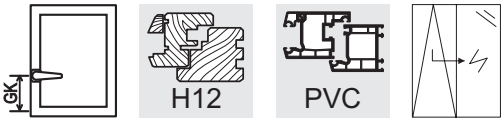

2

Basic equipment



	FFB	FFH		Pos.
OPTION	1130-2000	850-2700	SET DAEMPFER PPSK	10.1

Please pay attention to the application diagrams!

winkhaus.com · All rights and modifications are reserved. · For more product information, visit our Partner Portal · partnerportal.winkhaus.com

primePort SK 220 Z ASG – fixed handle position

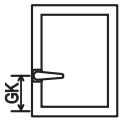



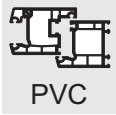

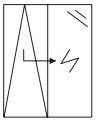

Basic equipment

	FFB	FFH		Pos.		Pos.		Pos.		Pos.	
A	1130-2000	850-1100	VSK-ASG-PPSK.1100-1	3.6			GK = 375		SBA.K...	11.1	1x
		1101-1325	VSK-ASG-PPSK.1325-1	3.6			GK = 550		SBA.K...	11.1	1x
		1326-1550	VSK-ASG-PPSK.1550-2	3.6			GK = 550		SBA.K...	11.1	2x
		1551-1775	VSK-ASG-PPSK.1775-2	3.6			GK = 550		SBA.K...	11.1	2x
		1776-2000	VSK-ASG-PPSK.2000-2	3.6			GK = 1050		SBA.K...	11.1	2x
		2001-2225	VSK-ASG-PPSK.2225-2	3.6			GK = 1050		SBA.K...	11.1	2x
		2226-2475	VSK-ASG-PPSK.2225-2	3.6	MK.250-1	9.1	GK = 1050		SBA.K...	11.1	3x
		2476-2700	VSK-ASG-PPSK.2225-2	3.6	MK.500-1	9.1	GK = 1050		SBA.K...	11.1	3x
	1130-2000	850-2700	SET.GF.ASG.PPSK...	10.2							
B	1130-2000	850-2700	E1.PP	4.2					SBS.K...	11.3	1x
C	1130-1300	850-2700	AS.PPSK.1300..	6.2	RT.AS.PPSK.K...	11.5	MK.500-1	9.1	SBA.K...	11.1	1x
	1301-1548		AS.PPSK.2000..	6.2	RT.AS.PPSK.K...	11.5			SBA.K...	11.1	1x
	1549-1798		AS.PPSK.2000..	6.2	RT.AS.PPSK.K...	11.5	MK.250-1	9.1	SBA.K...	11.1	2x
	1799-2000		AS.PPSK.2000..	6.2	RT.AS.PPSK.K...	11.5	MK.500-1	9.1	SBA.K...	11.1	2x
	1130-1300	850-2700	SET GS.PPSK.1300...	6.1							
	1301-1650		SET GS.PPSK.1650...	6.1							
	1651-2000		SET GS.PPSK.2000...	6.1							
D	1130-2000	850-2700	E1	4.1					SBS.K...	11.3	1x
E	1130-2000	850-1050	VSAM.1050-1	9.8					SBA.K...	11.1	1x
		1051-1400	VSAM.1400-1	9.8					SBA.K...	11.1	1x
		1401-1800	VSAM.1800-2	9.8					SBA.K...	11.1	2x
		1801-2300	VSAM.2300-3	9.8					SBA.K...	11.1	3x
		2301-2700	VSAM.2300-3	9.8	MK.250-1	9.1	MK.250-1	9.1	SBA.K...	11.1	5x
F	1130-2000	850-2700	E1	4.1					SBK.K...	11.2	1x
G	1130-1400	850-2700	VSAM.1400-1	9.8	FSF	10.16			SBA.K...	11.1	1x
	1401-1800		VSAM.1800-2	9.8	FSF	10.16			SBA.K...	11.1	2x
	1801-2000		VSAM.2300-3	9.8	FSF	10.16			SBA.K...	11.1	3x
	1130-2000	850-2700	SET LW PPSK.220...	5.1							
	1130-1300	850-2700	SET.ADP.PPSK.1300...	8.1							
	1301-1650		SET.ADP.PPSK.1650...	8.1							
	1651-2000		SET.ADP.PPSK.2000...	8.1							
	1130-2000	850-2700	SET.ADK.PPSK.160/220...	5.2							
H	1130-2000	850-2700	E1	4.1					SBK.K...	11.2	1x

	BRB										
	1330-2030		SET.SS.PPSK.2030...	7.1							
	2031-2380		SET.SS.PPSK.2380...	7.1							
	2381-2760		SET.SS.PPSK.2760...	7.1							
	2761-3100		SET.SS.PPSK.3100...	7.1							
	3101-3430		SET.SS.PPSK.3430...	7.1							
	3431-4130		SET.SS.PPSK.4130...	7.1							

primePort SK 220 Z ASG – central handle position

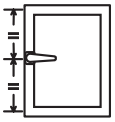


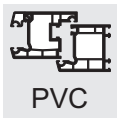

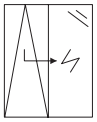

2

Basic equipment

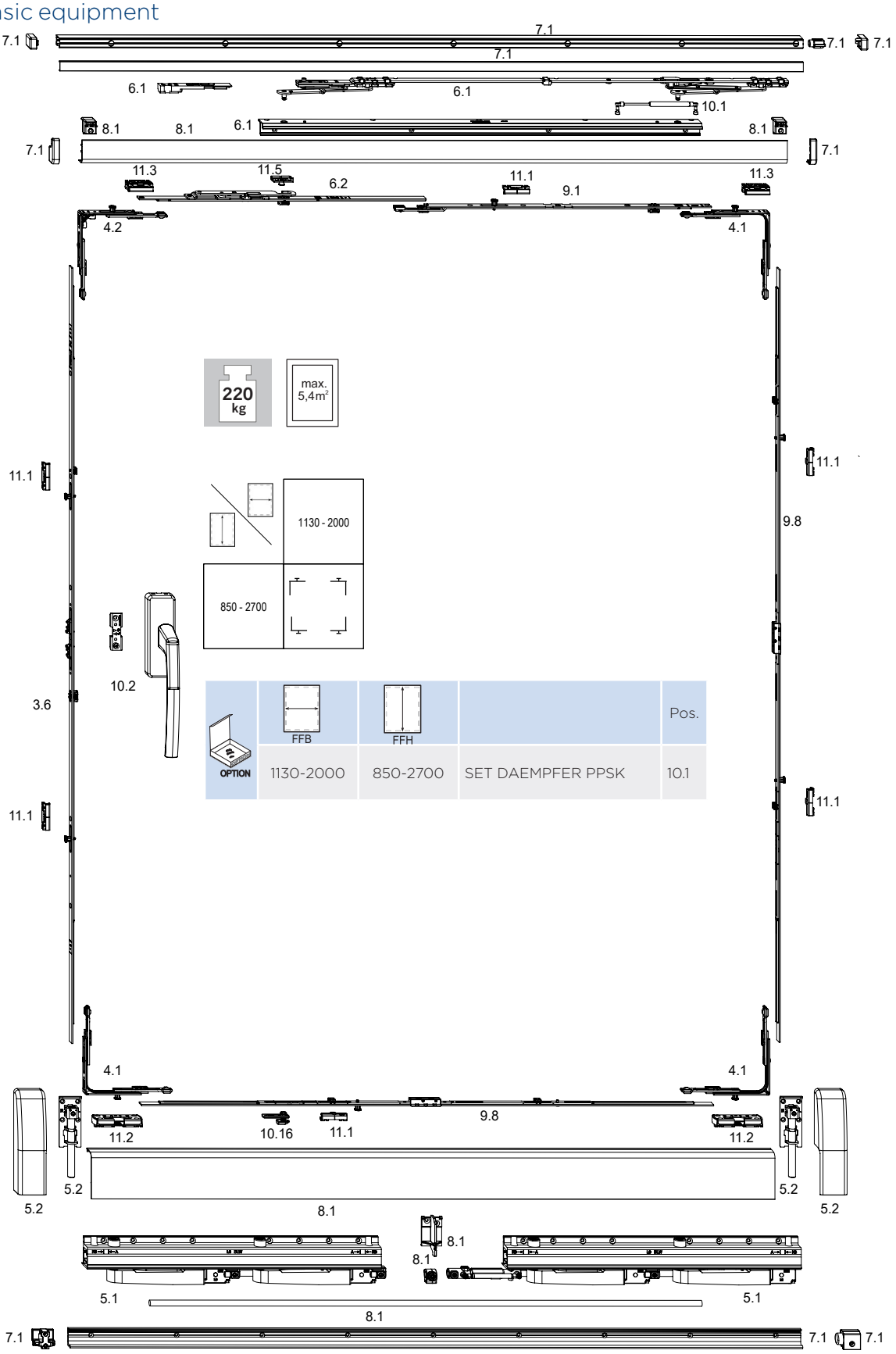

OPTION	FFB	FFH		Pos.
	1130-2000	850-2700	SET DAEMPFER PPSK	10.1

Please pay attention to the application diagrams!

winkhaus.com · All rights and modifications are reserved. · For more product information, visit our Partner Portal · partnerportal.winkhaus.com

primePort SK 220 Z ASG – central handle position

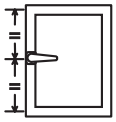


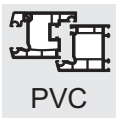

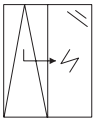

Basic equipment

	FFB	FFH		Pos.		Pos.		Pos.		Pos.	
A	1130-2000	850-1050	VSM-ASG-PPSK.1050-1	3.6					SBA.K...	11.1	1x
		1051-1400	VSM-ASG-PPSK.1400-1	3.6					SBA.K...	11.1	1x
		1401-1800	VSM-ASG-PPSK.1800-2	3.6					SBA.K...	11.1	2x
		1801-2300	VSM-ASG-PPSK.2300-3	3.6					SBA.K...	11.1	3x
		2301-2700	VSM-ASG-PPSK.2300-3	3.6	MK.250-1	9.1	MK.250-1	9.1	SBA.K...	11.1	5x
	1130-2000	850-2700	SET.GF.ASG.PPSK...	10.2							
B	1130-2000	850-2700	E1.PP	4.2					SBS.K...	11.3	1x
C	1130-1300	850-2700	AS.PPSK.1300..	6.2	RT.AS.PPSK.K...	11.5	MK.500-1	9.1	SBA.K...	11.1	1x
	1301-1548		AS.PPSK.2000..	6.2	RT.AS.PPSK.K...	11.5			SBA.K...	11.1	1x
	1549-1798		AS.PPSK.2000..	6.2	RT.AS.PPSK.K...	11.5	MK.250-1	9.1	SBA.K...	11.1	2x
	1799-2000		AS.PPSK.2000..	6.2	RT.AS.PPSK.K...	11.5	MK.500-1	9.1	SBA.K...	11.1	2x
	1130-1300	850-2700	SET GS.PPSK.1300...	6.1							
	1301-1650		SET GS.PPSK.1650...	6.1							
	1651-2000		SET GS.PPSK.2000...	6.1							
D	1130-2000	850-2700	E1	4.1					SBS.K...	11.3	1x
E	1130-2000	850-1050	VSAM.1050-1	9.8					SBA.K...	11.1	1x
		1051-1400	VSAM.1400-1	9.8					SBA.K...	11.1	1x
		1401-1800	VSAM.1800-2	9.8					SBA.K...	11.1	2x
		1801-2300	VSAM.2300-3	9.8					SBA.K...	11.1	3x
		2301-2700	VSAM.2300-3	9.8	MK.250-1	9.1	MK.250-1	9.1	SBA.K...	11.1	5x
F	1130-2000	850-2700	E1	4.1					SBK.K...	11.2	1x
G	1130-1400	850-2700	VSAM.1400-1	9.8	FSF	10.16			SBA.K...	11.1	1x
	1401-1800		VSAM.1800-2	9.8	FSF	10.16			SBA.K...	11.1	2x
	1801-2000		VSAM.2300-3	9.8	FSF	10.16			SBA.K...	11.1	3x
	1130-2000	850-2700	SET LW PPSK.220...	5.1							
	1130-1300	850-2700	SET.ADP.PPSK.1300...	8.1							
	1301-1650		SET.ADP.PPSK.1650...	8.1							
	1651-2000		SET.ADP.PPSK.2000...	8.1							
	1130-2000	850-2700	SET.ADK.PPSK.160/220...	5.2							
H	1130-2000	850-2700	E1	4.1					SBK.K...	11.2	1x

	BRB										
	1330-2030		SET.SS.PPSK.2030...	7.1							
	2031-2380		SET.SS.PPSK.2380...	7.1							
	2381-2760		SET.SS.PPSK.2760...	7.1							
	2761-3100		SET.SS.PPSK.3100...	7.1							
	3101-3430		SET.SS.PPSK.3430...	7.1							
	3431-4130		SET.SS.PPSK.4130...	7.1							

primePort PAS 160 – constant handle position

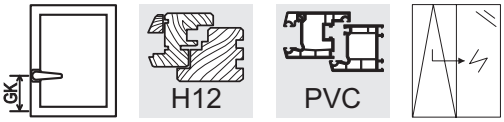

2

Basic equipment

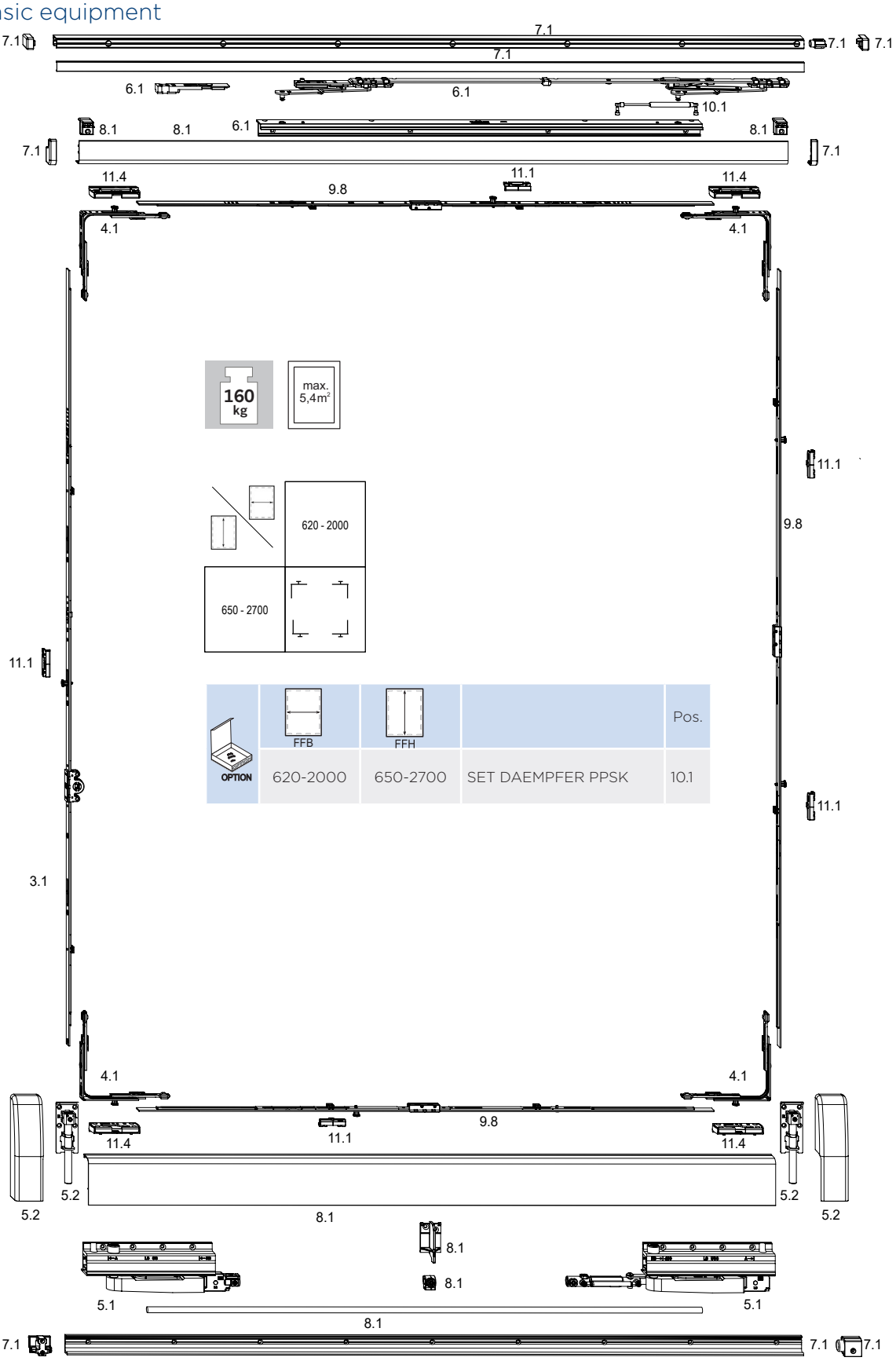

	FFB	FFH		Pos.
OPTION	620-2000	650-2700	SET DAEMPFER PPSK	10.1

Please pay attention to the application diagrams!

winkhaus.com · All rights and modifications are reserved. · For more product information, visit our Partner Portal · partnerportal.winkhaus.com

primePort PAS 160 – constant handle position





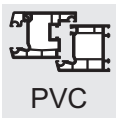

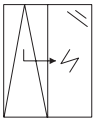

Basic equipment

	FFB	FFH		Pos.		Pos.		Pos.		Pos.	
A	620-2000	650-710	GAK.710	3.1			GK = 210				
		711-945	GAK.945-1	3.1			GK = 260		SBA.K...	11.1	1x
		946-1100	GAK.1100-1	3.1			GK = 375		SBA.K...	11.1	1x
		1101-1325	GAK.1325-1	3.1			GK = 550		SBA.K...	11.1	1x
		1326-1550	GAK.1550-1	3.1			GK = 550		SBA.K...	11.1	1x
		1551-1775	GAK.1775-2	3.1			GK = 550		SBA.K...	11.1	2x
		1776-2000	GAK.2000-2	3.1			GK = 1050		SBA.K...	11.1	2x
		2001-2225	GAK.2225-2	3.1			GK = 1050		SBA.K...	11.1	2x
		2226-2475	GAK.2225-2	3.1	MK.250-1	9.1	GK = 1050		SBA.K...	11.1	3x
		2476-2700	GAK.2225-2	3.1	MK.500-1	9.1	GK = 1050		SBA.K...	11.1	3x
B	620-2000	650-2700	E1	4.1					SBS...PAB	11.4	1x
C	620-800	650-2700	VSAM.800	9.8							
	801-1050		VSAM.1050-1	9.8					SBA.K...	11.1	1x
	1051-1400		VSAM.1400-1	9.8					SBA.K...	11.1	1x
	1401-1800		VSAM.1800-2	9.8					SBA.K...	11.1	2x
	1801-2000		VSAM.2300-3	9.8					SBA.K...	11.1	3x
	620-950	650-2700	SET GS.PPSK.950...	6.1							
	951-1300		SET GS.PPSK.1300...	6.1							
	1301-1650		SET GS.PPSK.1650...	6.1							
	1650-2000		SET GS.PPSK.2000...	6.1							
D	620-2000	650-2700	E1	4.1					SBS...PAB	11.4	1x
E	620-2000	650-800	VSAM.800	9.8							
		801-1050	VSAM.1050-1	9.8					SBA.K...	11.1	1x
		1051-1400	VSAM.1400-1	9.8					SBA.K...	11.1	1x
		1401-1800	VSAM.1800-2	9.8					SBA.K...	11.1	2x
		1801-2300	VSAM.2300-3	9.8					SBA.K...	11.1	3x
		2301-2700	VSAM.2300-3	9.8	MK.250-1	9.1	MK.250-1	9.1	SBA.K...	11.1	5x
F	620-2000	650-2700	E1	4.1					SBS...PAB	11.4	1x
G	620-800	650-2700	VSAM.800	9.8							
	801-1050		VSAM.1050-1	9.8					SBA.K...	11.1	1x
	1051-1400		VSAM.1400-1	9.8					SBA.K...	11.1	1x
	1401-1800		VSAM.1800-2	9.8					SBA.K...	11.1	2x
	1801-2000		VSAM.2300-3	9.8					SBA.K...	11.1	3x
	620-2000	650-2700	SET LW PPSK.100/160...	5.1							
	620-950	650-2700	SET.ADP.PPSK.950...	8.1							
	951-1300		SET.ADP.PPSK.1300...	8.1							
	1301-1650		SET.ADP.PPSK.1650...	8.1							
	1650-2000		SET.ADP.PPSK.2000...	8.1							
	620-2000	650-2700	SET.ADK.PPSK.160/220...	5.2							
H	620-2000	650-2700	E1	4.1					SBS...PAB	11.4	1x
	BRB										
	1330-2030		SET.SS.PPSK.2030...	7.1							
	2031-2380		SET.SS.PPSK.2380...	7.1							
	2381-2760		SET.SS.PPSK.2760...	7.1							
	2761-3100		SET.SS.PPSK.3100...	7.1							
	3101-3430		SET.SS.PPSK.3430...	7.1							
	3431-4130		SET.SS.PPSK.4130...	7.1							

primePort PAS 160 – central handle position

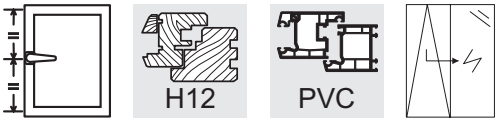

2

Basic equipment

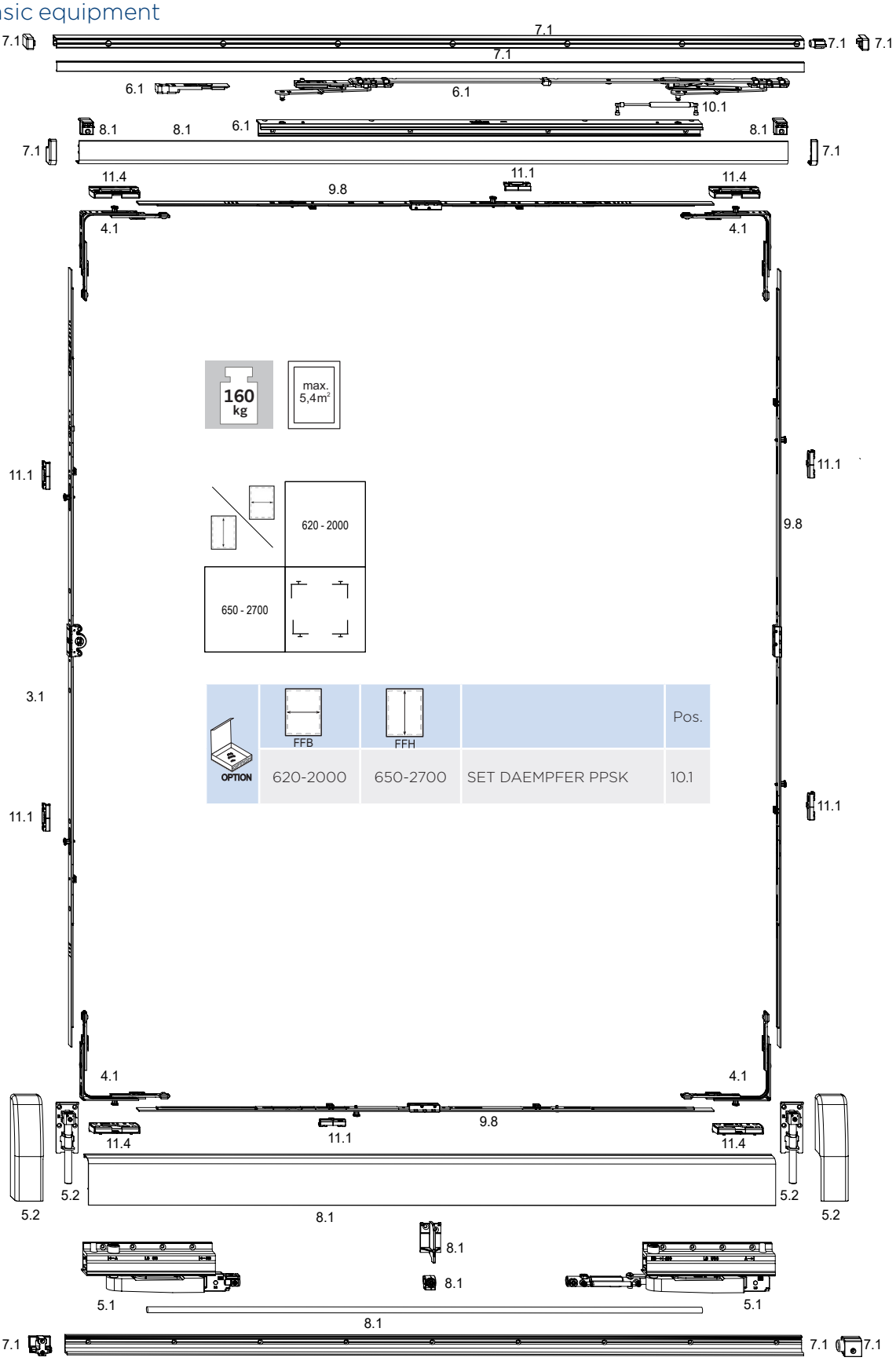

OPTION	FFB	FFH		Pos.
	620-2000	650-2700	SET DAEMPFER PPSK	10.1

Please pay attention to the application diagrams!

winkhaus.com · All rights and modifications are reserved. · For more product information, visit our Partner Portal · partnerportal.winkhaus.com

primePort PAS 160 – central handle position

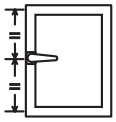


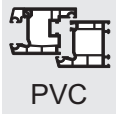

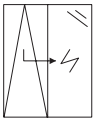

Basic equipment

	FFB	FFH		Pos.		Pos.		Pos.		Pos.	
A	620-2000	650-800	GAM.800	3.1							
		801-1050	GAM.1050-1	3.1					SBA.K...	11.1	1x
		1051-1400	GAM.1400-1	3.1					SBA.K...	11.1	1x
		1401-1800	GAM.1800-2	3.1					SBA.K...	11.1	2x
		1801-2300	GAM.2300-3	3.1					SBA.K...	11.1	3x
		2301-2700	GAM.2300-3	3.1	MK.250-1	9.1	MK.250-1	9.1	SBA.K...	11.1	5x
B	620-2000	650-2700	E1	4.1					SBS...PAB	11.4	1x
C	620-800	650-2700	VSAM.800	9.8							
	801-1050		VSAM.1050-1	9.8					SBA.K...	11.1	1x
	1051-1400		VSAM.1400-1	9.8					SBA.K...	11.1	1x
	1401-1800		VSAM.1800-2	9.8					SBA.K...	11.1	2x
	1801-2000		VSAM.2300-3	9.8					SBA.K...	11.1	3x
	620-950	650-2700	SET GS.PPSK.950...	6.1							
	951-1300		SET GS.PPSK.1300...	6.1							
	1301-1650		SET GS.PPSK.1650...	6.1							
	1650-2000		SET GS.PPSK.2000...	6.1							
D	620-2000	650-2700	E1	4.1					SBS...PAB	11.4	1x
E	620-2000	650-800	VSAM.800	9.8							
		801-1050	VSAM.1050-1	9.8					SBA.K...	11.1	1x
		1051-1400	VSAM.1400-1	9.8					SBA.K...	11.1	1x
		1401-1800	VSAM.1800-2	9.8					SBA.K...	11.1	2x
		1801-2300	VSAM.2300-3	9.8					SBA.K...	11.1	3x
		2301-2700	VSAM.2300-3	9.8	MK.250-1	9.1	MK.250-1	9.1	SBA.K...	11.1	5x
F	620-2000	650-2700	E1	4.1					SBS...PAB	11.4	1x
G	620-800	650-2700	VSAM.800	9.8							
	801-1050		VSAM.1050-1	9.8					SBA.K...	11.1	1x
	1051-1250		VSAM.1400-1	9.8					SBA.K...	11.1	1x
	1401-1800		VSAM.1800-2	9.8					SBA.K...	11.1	2x
	1801-2000		VSAM.2300-3	9.8					SBA.K...	11.1	3x
	620-1250	650-2700	SET LW PPSK.100/160...	5.1							
	620-950	650-2700	SET.ADP.PPSK.950...	8.1							
	951-1300		SET.ADP.PPSK.1300...	8.1							
	1301-1650		SET.ADP.PPSK.1650...	8.1							
	1650-2000		SET.ADP.PPSK.2000...	8.1							
	620-2000	650-2700	SET.ADK.PPSK.160/220...	5.2							
H	620-2000	650-2700	E1	4.1					SBS...PAB	11.4	1x
	BRB										
	1330-2030		SET.SS.PPSK.2030...	7.1							
	2031-2380		SET.SS.PPSK.2380...	7.1							
	23812760		SET.SS.PPSK.2760...	7.1							
	2761-3100		SET.SS.PPSK.3100...	7.1							
	3101-3430		SET.SS.PPSK.3430...	7.1							
	3431-4130		SET.SS.PPSK.4130...	7.1							

3

Component type: Mortice cremone | Handle position: constant | Lockable: yes

- Window material: aluminium, timber, PVC-U, steel
- Opening direction ⓘ: Left portal, Right portal
- Lock point design: Octagonal bolt ⓘ
- Colour: silver
- Surface: Galvanised ⓘ

primePort: PAS 160, SK 100 S, SK 160 S

- Locking cylinder position: Below gear case
- VPA1 Qty./Type: 10 BD



Article description	Art. no.	Backset [mm] ⓘ	Handle height [mm] ⓘ	Locking cylinder design	Number of locking points	min. sash rebate height [mm]	max. sash rebate height [mm]	VPA2 Qty./Type
DRIVE ROD GAKA.1325-1. D25	4933449	25	550	Profile cylinder	1	1,075	1,325	200 EA
DRIVE ROD GAKA.1325-1. D30	4933473	30	550	Profile cylinder	1	1,075	1,325	200 EA
DRIVE ROD GAKA.1325-1. D35	4933474	35	550	Profile cylinder	1	1,075	1,325	200 EA
DRIVE ROD GAKA.1325-1. D40	4933475	40	550	Profile cylinder	1	1,075	1,325	200 EA
DRIVE ROD GAKA.1325-1. D45	4933479	45	550	Profile cylinder	1	1,075	1,325	200 EA
DRIVE ROD GAKA.1325-1. D50	4933490	50	500	Profile cylinder	1	1,075	1,325	200 EA
DRIVE ROD GAKA.2000-4. D25	4929007	25	1,050	Profile cylinder	4	1,750	2,000	200 L2
GETRIEBE GAKA.2000-4. D30	4929008	30	1,050	Profile cylinder	4	1,750	2,000	200 L2
DRIVE ROD GAKA.2000-4. D35	4929009	35	1,050	Profile cylinder	4	1,750	2,000	200 L2
DRIVE ROD GAKA.2000-4. D40	4929010	40	1,050	Profile cylinder	4	1,750	2,000	200 L2
DRIVE ROD GAKA.2000-2. D45	5015014	45	1,050	Profile cylinder	2	1,750	2,000	200 L2
DRIVE ROD GAKA.2000-4. D45	4929011	45	1,050	Profile cylinder	4	1,750	2,000	200 L2
DRIVE ROD GAKA.2000-2. D50	5015015	50	1,050	Profile cylinder	2	1,750	2,000	200 L2
GETRIEBE GAKA.2000-4. D50	4929012	50	1,050	Profile cylinder	4	1,750	2,000	200 L2
DRIVE ROD GAKA.2225-4. D25	4929013	25	1,050	Profile cylinder	4	1,975	2,225	200 L2
DRIVE ROD GAKA.2225-4. D30	4929014	30	1,050	Profile cylinder	4	1,975	2,225	200 L2
GETRIEBE GAKA.2225-4. D35	4929015	35	1,050	Profile cylinder	4	1,975	2,225	200 L2
DRIVE ROD GAKA.2225-4. D40	4929016	40	1,050	Profile cylinder	4	1,975	2,225	200 L2
DRIVE ROD GAKA.2225-2. D45	5015012	45	1,050	Profile cylinder	2	1,975	2,225	200 L2
DRIVE ROD GAKA.2225-4. D45	4929017	45	1,050	Profile cylinder	4	1,975	2,225	200 L2
DRIVE ROD GAKA.2225-2. D50	5015013	50	1,050	Profile cylinder	2	1,975	2,225	200 L2
DRIVE ROD GAKA.2225-4. D50	4929018	50	1,050	Profile cylinder	4	1,975	2,225	200 L2
DRIVE ROD GAKA.1325-1. D40.KABA	4964944	40	550	Round cylinder	1	1,075	1,325	200 EA
DRIVE ROD GAKA.2000-4. D35.KABA	4964947	35	1,050	Round cylinder	4	1,750	2,000	200 L2
DRIVE ROD GAKA.2000-4. D50.KABA	4964950	50	1,050	Round cylinder	4	1,750	2,000	200 L2
DRIVE ROD GAKA.2225-4. D40.KABA	4964952	40	1,050	Round cylinder	4	1,975	2,225	200 L2

winkhaus.com · All rights and modifications are reserved. · For more product information, visit our Partner Portal · partnerportal.winkhaus.com

primePort: SK 160 Z, SK 220 Z

- Handle height ⓘ: 1,050 mm
- Locking cylinder design: Profile cylinder
- Locking cylinder position: Above gear case
- Number of locking points: 4
- VPA1 Qty./Type: 1 BL
- VPA2 Qty./Type: 200 L2

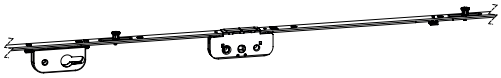

Article description	Art. no.	Backset [mm] ⓘ	min. sash rebate height [mm]	max. sash rebate height [mm]
DRIVE ROD GAKA.PP.2000-4.D25	5102180	25	1,750	2,000
DRIVE ROD GAKA.PP.2000-4.D30	5102181	30	1,750	2,000
DRIVE ROD GAKA.PP.2000-4.D35	5102182	35	1,750	2,000
DRIVE ROD GAKA.PP.2000-4.D40	5102183	40	1,750	2,000
DRIVE ROD GAKA.PP.2225-4.D25	5102184	25	1,975	2,225
DRIVE ROD GAKA.PP.2225-4.D30	5102185	30	1,975	2,225
DRIVE ROD GAKA.PP.2225-4.D35	5102186	35	1,975	2,225
DRIVE ROD GAKA.PP.2225-4.D40	5102187	40	1,975	2,225

winkhaus.com · All rights and modifications are reserved. · For more product information, visit our Partner Portal · partnerportal.winkhaus.com

Component type: Mortice cremone | Handle position: constant | Lockable: no

- Window material: aluminium, timber, PVC-U, steel
- Opening direction ⓘ: Left portal, Right portal
- Backset ⓘ: 15.5 mm
- Locking cylinder design: -
- Locking cylinder position: -
- Colour: silver
- Surface: Galvanised ⓘ

primePort: PAS 160, SK 100 S, SK 160 S

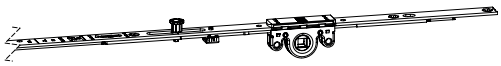

Article description	Art. no.	Handle height [mm] ⓘ	Number of locking points	Lock point design	min. sash rebate height [mm]	max. sash rebate height [mm]	VPA1 Qty./ Type	VPA2 Qty./Type
DRIVE ROD GAK.710	4926207	210	0	-	460	710	20 BD	600 EA
DRIVE ROD GAK.710.C	4935843	210	0	-	460	710	20 BD	600 EA
DRIVE ROD GAK.830-1	4926231	260	1	Octagonal bolt ⓘ	580	830	20 BD	600 EA
DRIVE ROD GAK.945-1	4926209	260	1	Octagonal bolt ⓘ	695	945	20 BD	400 EA
DRIVE ROD GAK.1100-1	4926234	375	1	Octagonal bolt ⓘ	850	1,100	20 BD	360 EA
DRIVE ROD GAK.1195-1	4926236	470	1	Octagonal bolt ⓘ	945	1,195	20 BD	360 EA
DRIVE ROD GAK.1195-2	4926237	470	2	Octagonal bolt ⓘ	945	1,195	20 BD	360 EA
DRIVE ROD GAK.1325-1	4978659	550	1	Octagonal bolt ⓘ	1,075	1,325	20 BD	360 EA
DRIVE ROD GAK.1325-2	4978670	550	2	Octagonal bolt ⓘ	1,075	1,325	20 BD	360 EA
DRIVE ROD GAK.1550-1	4926224	550	1	Octagonal bolt ⓘ	1,300	1,550	10 BD	360 L1
DRIVE ROD GAK.1550-2	4926225	550	2	Octagonal bolt ⓘ	1,300	1,550	10 BD	360 L1
DRIVE ROD GAK.1775-2	4926228	550	2	Octagonal bolt ⓘ	1,525	1,775	10 BD	400 L1
DRIVE ROD GAK.1775-3	4926229	550	3	Octagonal bolt ⓘ	1,525	1,775	10 BD	400 L1
DRIVE ROD GAK.1850-2	5000529	715	2	Octagonal bolt ⓘ	1,600	1,850	10 BD	360 L1
DRIVE ROD GAK.2000-2	4938089	1,050	2	Octagonal bolt ⓘ	1,750	2,000	10 BD	360 L2
DRIVE ROD GAK.2000-4	4938120	1,050	4	Octagonal bolt ⓘ	1,750	2,000	10 BD	360 L2
DRIVE ROD GAK.2225-2	4938122	1,050	2	Octagonal bolt ⓘ	1,975	2,225	10 BD	360 L2
DRIVE ROD GAK.2225-4	4938123	1,050	4	Octagonal bolt ⓘ	1,975	2,225	10 BD	360 L2
DRIVE ROD GAK.2450-4	5021551	1,050	4	Octagonal bolt ⓘ	2,200	2,450	10 BD	360 L2

primePort: SK 160 Z, SK 220 Z

- Lock point design: Octagonal bolt ⓘ
- VPA1 Qty./Type: 1 BL



Article description	Art. no.	Handle height [mm] ⓘ	Number of locking points	min. sash rebate height [mm]	max. sash rebate height [mm]	VPA2 Qty./Type
DRIVE ROD GAK.PP.1100-1	5102168	375	1	850	1,100	360 EA
DRIVE ROD GAK.PP.1325-1	5102169	550	1	1,075	1,325	360 L1
DRIVE ROD GAK.PP.1550-1	5102170	550	1	1,300	1,550	360 L1
DRIVE ROD GAK.PP.1775-2	5102171	550	2	1,525	1,775	360 L1
DRIVE ROD GAK.PP.2000-2	5102172	1,050	2	1,750	2,000	360 L2
DRIVE ROD GAK.PP.2225-2	5102173	1,050	2	1,975	2,225	360 L2

winkhaus.com · All rights and modifications are reserved. · For more product information, visit our Partner Portal · partnerportal.winkhaus.com

Window type special components: Double sash, stationary sash | Handle position: constant

- Window material: aluminium, timber, PVC-U, steel
- Opening direction ⓘ: Left portal, Right portal
- Lock point design: Locking Keep ⓘ
- Colour: silver
- Surface: Galvanised ⓘ
- VPA1 Qty./Type: 1 BL

Lockable: yes | primePort: SK 160 Z, SK 220 Z

- Handle height ⓘ: 1,050 mm
- Locking cylinder design: Profile cylinder
- Locking cylinder position: Above gear case
- Number of locking points: 4
- VPA2 Qty./Type: 200 L2



Article description	Art. no.	Backset [mm] ⓘ	min. sash rebate height [mm]	max. sash rebate height [mm]
DRIVE ROD GAKA.PP.2000-4.D25.SBS	5102192	25	1,750	2,000
DRIVE ROD GAKA.PP.2000-4.D30.SBS	5102193	30	1,750	2,000
DRIVE ROD GAKA.PP.2000-4.D35.SBS	5102194	35	1,750	2,000
DRIVE ROD GAKA.PP.2000-4.D40.SBS	5102195	40	1,750	2,000
DRIVE ROD GAKA.PP.2225-4.D25.SBS	5102196	25	1,975	2,225
DRIVE ROD GAKA.PP.2225-4.D30.SBS	5102197	30	1,975	2,225
DRIVE ROD GAKA.PP.2225-4.D35.SBS	5102198	35	1,975	2,225
DRIVE ROD GAKA.PP.2225-4.D40.SBS	5102199	40	1,975	2,225

Lockable: no | primePort: SK 160 Z, SK 220 Z

- Backset ⓘ: 15.5 mm
- Locking cylinder design: -
- Locking cylinder position: -



Article description	Art. no.	Handle height [mm] ⓘ	Number of locking points	min. sash rebate height [mm]	max. sash rebate height [mm]	VPA2 Qty./Type
DRIVE ROD GAK.PP.1100-1.SBS	5102174	375	1	850	1,100	200 EA
DRIVE ROD GAK.PP.1325-1.SBS	5102175	550	1	1,075	1,325	200 EA
DRIVE ROD GAK.PP.1550-1.SBS	5102176	550	1	1,300	1,550	200 L1
DRIVE ROD GAK.PP.1775-2.SBS	5102177	550	2	1,525	1,775	200 L1
DRIVE ROD GAK.PP.2000-2.SBS	5102178	1,050	2	1,750	2,000	200 L2
DRIVE ROD GAK.PP.2225-2.SBS	5102179	1,050	2	1,975	2,225	200 L2

3

Component type: Mortice cremone | Handle position: in the middle

- Window material: aluminium, timber, PVC-U, steel
- Opening direction ⓘ: Left portal, Right portal
- Lock point design: Octagonal bolt ⓘ
- Colour: silver
- Surface: Galvanised ⓘ

Lockable: yes | primePort: PAS 160, SK 100 S, SK 160 S

- Locking cylinder design: Profile cylinder
- Locking cylinder position: Below gear case
- Number of locking points: 3
- min. sash rebate height: 1,800 mm
- max. sash rebate height: 2,300 mm
- VPA1 Qty./Type: 10 BD
- VPA2 Qty./Type: 200 L2

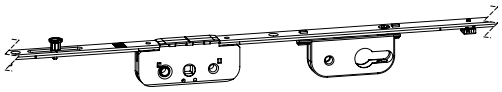

Article description	Art. no.	Backset [mm] ⓘ
DRIVE ROD GAMA.2300-3.D25	4927099	25
DRIVE ROD GAMA.2300-3.D30	4927160	30
DRIVE ROD GAMA.2300-3.D35	4927161	35
DRIVE ROD GAMA.2300-3.D40	4927162	40
DRIVE ROD GAMA.2300-3.D45	4927164	45
DRIVE ROD GAMA.2300-3.D50	4927166	50

Lockable: yes | primePort: SK 160 Z, SK 220 Z

- Locking cylinder design: Profile cylinder
- Locking cylinder position: Above gear case
- Number of locking points: 3
- min. sash rebate height: 1,800 mm
- max. sash rebate height: 2,300 mm
- VPA1 Qty./Type: 1 BL
- VPA2 Qty./Type: 200 L2



Article description	Art. no.	Backset [mm] ⓘ
DRIVE ROD GAMA.PP.2300-3.D25	5102188	25
DRIVE ROD GAMA.PP.2300-3.D30	5102189	30
DRIVE ROD GAMA.PP.2300-3.D35	5102190	35
DRIVE ROD GAMA.PP.2300-3.D40	5102191	40

Lockable: no | primePort: PAS 160, SK 100 S, SK 160 S

- Backset ⓘ: 15.5 mm
- Locking cylinder design: -
- Locking cylinder position: -



Article description	Art. no.	Number of locking points	min. sash rebate height [mm]	max. sash rebate height [mm]	VPA1 Qty./ Type	VPA2 Qty./Type
DRIVE ROD GAM.1050-1	4926269	1	550	1,050	20 BD	360 EA
DRIVE ROD GAM.1400-1	4926291	1	900	1,400	20 BD	360 L1
DRIVE ROD GAM.1400-2	4926292	2	900	1,400	20 BD	360 L1
DRIVE ROD GAM.1800-2	4926295	2	1,300	1,800	10 BD	360 L1
DRIVE ROD GAM.2300-3	4938163	3	1,800	2,300	10 BD	360 L2

winkhaus.com · All rights and modifications are reserved. · For more product information, visit our Partner Portal · partnerportal.winkhaus.com

Window type special components: Double sash, stationary sash | Handle position: in the middle

- Window material: aluminium, timber, PVC-U, steel
- Opening direction ⓘ: Left portal, Right portal
- Lock point design: Locking Keep ⓘ
- Colour: silver
- Surface: Galvanised ⓘ

Lockable: yes | primePort: SK 160 Z, SK 220 Z

- Locking cylinder design: Profile cylinder
- Locking cylinder position: Above gear case
- Number of locking points: 3
- min. sash rebate height: 2,050 mm
- max. sash rebate height: 2,300 mm
- VPA1 Qty./Type: 1 BL
- VPA2 Qty./Type: 200 L2



Article description	Art. no.	Backset [mm] ⓘ
DRIVE ROD GAMA.PP.2300-3.D25.SBS	5102200	25
DRIVE ROD GAMA.PP.2300-3.D30.SBS	5102201	30
DRIVE ROD GAMA.PP.2300-3.D35.SBS	5102202	35
DRIVE ROD GAMA.PP.2300-3.D40.SBS	5102203	40

Lockable: no | primePort: PAS 160, SK 100 S, SK 160 S

- Locking cylinder design: -
- Locking cylinder position: -
- VPA1 Qty./Type: 10 BD

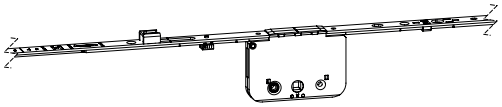

Article description	Art. no.	Backset [mm] ⓘ	Number of locking points	min. sash rebate height [mm]	max. sash rebate height [mm]	VPA2 Qty./Type
DRIVE ROD GAM.1050-1.SBS.D50	5087460	50	1	710	1,050	100 EA
DRIVE ROD GAM.1400-1.SBS.D50	5087461	50	1	900	1,400	200 L1
DRIVE ROD GAM.1400-2.SBS.D50	5093195	50	2	900	1,400	200 L1
DRIVE ROD GAM.1800-2.SBS.D35	4996262	35	2	1,300	1,800	200 L1
DRIVE ROD GAM.1800-2.SBS.D50	5087462	50	2	1,300	1,800	200 L1
DRIVE ROD GAM.2300-3.SBS.D35	4996263	35	3	1,800	2,300	200 L2
DRIVE ROD GAM.2300-3.SBS.D50	5087463	50	3	1,800	2,300	200 L2

Component type: Connection rod ASG | primePort: SK 160 Z, SK 220 Z

- Window material: aluminium, timber, PVC-U, steel
- Opening direction ⓘ: Left portal, Right portal
- Lock point design: Octagonal bolt ⓘ

3

Handle position: constant



Article description	Art. no.	Handle height [mm] ⓘ	min. sash rebate height [mm]	max. sash rebate height [mm]	Number of locking points	VPA1 Qty./ Type	VPA2 Qty./Type
CONNECTION ROD VSK-ASG-PPSK.1100-1. G375 ①	5109488	375	850	1,100	1	20 BD	400 EA
CONNECTION ROD VSK-ASG-PPSK.1325-1. G550 ①	5109489	550	1,075	1,325	1	20 BD	400 EA
CONNECTION ROD VSK-ASG-PPSK.1550-2. G550 ①	5109490	550	1,300	1,550	2	10 BD	400 L1
CONNECTION ROD VSK-ASG-PPSK.1775-2. G550 ①	5109491	550	1,525	1,775	2	10 BD	400 L1
CONNECTION ROD VSK-ASG-PPSK.2000-2. G1050 ①	5109492	1,050	1,750	2,000	2	10 BD	400 L2
CONNECTION ROD VSK-ASG-PPSK.2225-2. G1050 ①	5109493	1,050	1,975	2,225	2	10 BD	400 L2
CONNECTION ROD VSK-ASG-PPSK.2225-4. G1050 ①	5109494	1,050	1,975	2,225	4	10 BD	400 L2

① **Notice:**
Can only be used in combination with a screw-on drive “Handle set ASG...”

Handle position: in the middle

- Handle height ⓘ: -



Article description	Art. no.	min. sash rebate height [mm]	max. sash rebate height [mm]	Number of locking points	VPA1 Qty./ Type	VPA2 Qty./Type
CONNECTION ROD VSM-ASG-PPSK.1050-1 ①	5109495	710	1,050	1	20 BD	360 EA
CONNECTION ROD VSM-ASG-PPSK.1400-1 ①	5109496	900	1,400	1	20 BD	360 L1
CONNECTION ROD VSM-ASG-PPSK.1800-2 ①	5109497	1,400	1,800	2	10 BD	360 L1
CONNECTION ROD VSM-ASG-PPSK.2300-3 ①	5109498	1,800	2,300	3	10 BD	360 L2

① **Notice:**
Can only be used in combination with a screw-on drive “Handle set ASG...”

winkhaus.com · All rights and modifications are reserved. · For more product information, visit our Partner Portal · partnerportal.winkhaus.com

Component type: Corner Drive | primePort: PAS 160, SK 100 S, SK 160 S, SK 160 Z, SK 220 Z

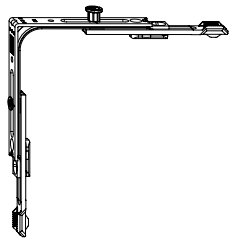

- Window material: aluminium, timber, PVC-U, steel
- Opening direction ⓘ: Left portal, Right portal
- Bracket lengths ⓘ: 98.5 mm
- Lock point design: Octagonal bolt ⓘ
- Colour: silver
- Surface: Galvanised ⓘ
- Clamping: no
- VPA1 Qty./Type: 100 KK
- VPA2 Qty./Type: 2.400 EK
- VPA3 Qty./Type: -

Article description	Art. no.	Number of locking points
CORNER DRIVE.E1 (Z)	5104941	1
CORNER DRIVE E11	4936017	2

Component type: Corner Drive | primePort: SK 160 Z, SK 220 Z

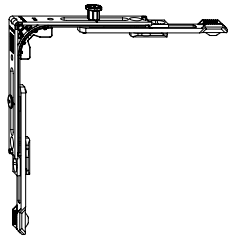

- Window material: aluminium, timber, PVC-U, steel
- Opening direction ⓘ: Left portal, Right portal
- Bracket lengths ⓘ: 98.5 mm
- Lock point design: Octagonal bolt ⓘ
- Colour: silver
- Surface: Galvanised ⓘ
- Clamping: no
- VPA1 Qty./Type: 1 BL
- VPA2 Qty./Type: 80 KK
- VPA3 Qty./Type: 1.920 EK

Article description	Art. no.	Number of locking points
CORNER DRIVE E1.PP ①	5104771	1
CORNER DRIVE E11.PP ①	5104772	2

① **Notice:**
Reinforced version, for use above the drive rod.

Set type: Bogies

- Window material: timber, PVC-U
- Height adjustable: yes
- Contents: Controlled bogie, Uncontrolled bogie
- VPA1 Qty./Type: 1 KT

5

With damper: no | primePort: PAS 160, SK 100 S, SK 160 S, SK 160 Z

- Max. permissible sash weight ⓘ: 160 kg
- Number of roles: 2
- VPA2 Qty./Type: 105 EA



Article description	Art. no.	Opening direction ⓘ
SET BOGIE PPSK 100/160.RS	5113856	Right portal
SET BOGIE PPSK 100/160.LS	5113857	Left portal

With damper: yes | primePort: PAS 160, SK 100 S, SK 160 S, SK 160 Z

- Max. permissible sash weight ⓘ: 160 kg
- Number of roles: 2
- VPA2 Qty./Type: 105 EA



Article description	Art. no.	Opening direction ⓘ
SET BOGIE PPSK.D 100/160.RS	5113848	Right portal
SET BOGIE PPSK.D 100/160.LS	5113849	Left portal

With damper: yes | primePort: SK 220 Z

- Max. permissible sash weight ⓘ: 220 kg
- Number of roles: 4
- VPA2 Qty./Type: 55 EA



Article description	Art. no.	Opening direction ⓘ
SET BOGIE PPSK.D 220.RS	5113850	Right portal
SET BOGIE PPSK.D 220.LS	5113851	Left portal

winkhaus.com · All rights and modifications are reserved. · For more product information, visit our Partner Portal · partnerportal.winkhaus.com

Set type: Cover caps

- Window material: timber, PVC-U
- Opening direction ℹ: Left portal, Right portal

primePort: SK 100 S

- Max. permissible sash weight ℹ: 100 kg
- Contents: Cover caps (2x)
- VPA1 Qty./Type: 1 BL
- VPA2 Qty./Type: 100 KK

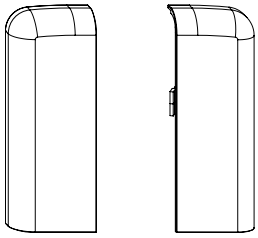

Article description	Art. no.	Colour	Surface
SET END CAPS PPSK.100.AGR25	5103551	anthracite grey, matt	painted ℹ
SET END CAPS PPSK.100.BR	5103548	brown	plastic ℹ
SET END CAPS PPSK.100.BZ-RB	5103552	bronze-red brown	painted ℹ
SET END CAPS PPSK.100.F1	5103549	silver coloured	painted ℹ
SET END CAPS PPSK.100.F9	5103550	titanium coloured	painted ℹ
SET END CAPS PPSK.100.WS	5103547	white	plastic ℹ

primePort: PAS 160, SK 160 S, SK 160 Z, SK 220 Z

- Max. permissible sash weight ℹ: 220 kg
- Contents: Cover caps (2x), Reinforcement parts (2x)
- VPA1 Qty./Type: 1 KT
- VPA2 Qty./Type: 400 EA

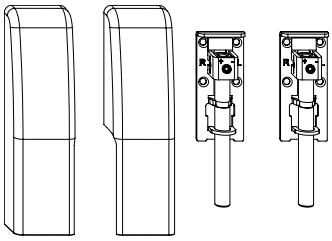

Article description	Art. no.	Colour	Surface
SET END CAPS PPSK.160/220.AGR25	5103558	anthracite grey, matt	painted ℹ
SET END CAPS PPSK.160/220.BR	5103554	brown	plastic ℹ
SET END CAPS PPSK.160/220.BZ-RB	5103559	bronze-red brown	painted ℹ
SET END CAPS PPSK.160/220.F1	5103555	silver coloured	painted ℹ
SET END CAPS PPSK.160/220.F9	5103556	titanium coloured	painted ℹ
SET END CAPS PPSK.160/220.SW25	5103557	matt black	painted ℹ
SET END CAPS PPSK.160/220.WS	5103553	white	plastic ℹ

winkhaus.com · All rights and modifications are reserved. · For more product information, visit our Partner Portal · partnerportal.winkhaus.com

Set type: Set of sliding shear

- Window material: timber, PVC-U
- Max. permissible sash weight ⓘ: 220 kg
- Colour: silver
- Surface: Galvanised ⓘ
- Surface of rail: anodised ⓘ
- Contents: Slide Shear, Holding rail, Locking initiator
- VPA1 Qty./Type: 1 KT

primePort: PAS 160, SK 100 S, SK 160 S, SK 160 Z, SK 220 Z

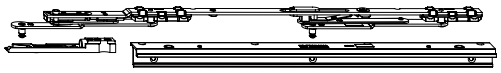

6

Article description	Art. no.	Opening direction ⓘ	min. sash rebate width [mm]	max. sash rebate width [mm]	VPA2 Qty./Type
SET SLIDE SHEAR PPSK.950.RS	5104596	Right portal	600	950	460 EA
SET SLIDE SHEAR PPSK.950.LS	5104597	Left portal	600	950	460 EA
SET SLIDE SHEAR PPSK.1300.RS	5104598	Right portal	951	1,300	238 EA
SET SLIDE SHEAR PPSK.1300.LS	5104599	Left portal	951	1,300	238 EA
SET SLIDE SHEAR PPSK.1650.RS	5104600	Right portal	1,301	1,650	70 L1
SET SLIDE SHEAR PPSK.1650.LS	5104601	Left portal	1,301	1,650	70 L1
SET SLIDE SHEAR PPSK.2000.RS	5104602	Right portal	1,651	2,000	70 L2
SET SLIDE SHEAR PPSK.2000.LS	5104603	Left portal	1,651	2,000	70 L2

winkhaus.com · All rights and modifications are reserved. · For more product information, visit our Partner Portal · partnerportal.winkhaus.com

Component type: Stay arm | primePort: SK 160 Z, SK 220 Z

- Window material: aluminium, timber, PVC-U, steel
- Groove centre position ⓘ: 9 mm, 13 mm
- Visibility: Concealed
- Max. permissible sash weight ⓘ: 220 kg
- Pull-in device: yes
- Opening width: 110 mm
- VPA1 Qty./Type: 1 KT

min. sash rebate width: 710 mm | max. sash rebate width: 1,300 mm

- VPA2 Qty./Type: 612 EA



Article description	Art. no.	Opening direction ⓘ
STAY ARM PPSK.1300.RS ①	5102161	Right portal
STAY ARM PPSK.1300.LS ①	5102162	Left portal

① **Notice:**
Can only be used in combination with the frame part “Stay arm PPSK...” .
Up to a sash rebate width of 1,300 mm, one frame part is required. From a sash rebate width of 1,301 mm, two frame parts are required.

min. sash rebate width: 1,301 mm | max. sash rebate width: 2,000 mm

- VPA2 Qty./Type: 105 L1



Article description	Art. no.	Opening direction ⓘ
STAY ARM PPSK.2000.RS ①	5102163	Right portal
STAY ARM PPSK.2000.LS ①	5102164	Left portal

① **Notice:**
Can only be used in combination with the frame part “Stay arm PPSK...” .
Up to a sash rebate width of 1,300 mm, one frame part is required. From a sash rebate width of 1,301 mm, two frame parts are required.

Set type: Set of rails | primePort: PAS 160, SK 100 S, SK 160 S, SK 160 Z, SK 220 Z

- Window material: aluminium, timber, PVC-U, steel
- Opening direction ⓘ: Left portal, Right portal
- Max. permissible sash weight ⓘ: 220 kg
- Surface of rail: anodised ⓘ
- Contents: Cover profile, guide rail, Cover cap support rail (2x), End cap guide rail (2x), Guide rail, Slide rail, Guide Block, Stopper
- VPA1 Qty./Type: 1 KT

Area of application BRB: 1330-2030 mm

- VPA2 Qty./Type: 50 L2

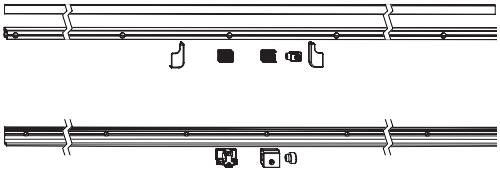

Article description	Art. no.	Colour	Surface	Colour of slide rail
SET RAIL KIT PPSK.2030.AGR25	5108531	anthracite grey, matt	painted ⓘ	silver
SET RAIL KIT PPSK.2030.BR	5108527	brown	plastic ⓘ	black
SET RAIL KIT PPSK.2030.BZ-RB	5108532	bronze-red brown	painted ⓘ	black
SET RAIL KIT PPSK.2030.F1	5108528	silver coloured	painted ⓘ	silver
SET RAIL KIT PPSK.2030.F9	5108529	titanium coloured	painted ⓘ	silver
SET RAIL KIT PPSK.2030.SW25	5108530	matt black	painted ⓘ	black
SET RAIL KIT PPSK.2030.WS	5108526	white	plastic ⓘ	silver

Area of application BRB: 2031-2380 mm

- VPA2 Qty./Type: 50 L2

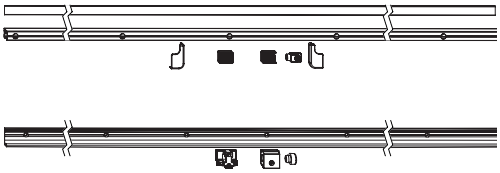

Article description	Art. no.	Colour	Surface	Colour of slide rail
SET RAIL KIT PPSK.2380.AGR25	5108538	anthracite grey, matt	painted ⓘ	silver
SET RAIL KIT PPSK.2380.BR	5108534	brown	plastic ⓘ	black
SET RAIL KIT PPSK.2380.BZ-RB	5108539	bronze-red brown	painted ⓘ	black
SET RAIL KIT PPSK.2380.F1	5108535	silver coloured	painted ⓘ	silver
SET RAIL KIT PPSK.2380.F9	5108536	titanium coloured	painted ⓘ	silver
SET RAIL KIT PPSK.2380.SW25	5108537	matt black	painted ⓘ	black
SET RAIL KIT PPSK.2380.WS	5108533	white	plastic ⓘ	silver

Area of application BRB: 2381-2760 mm

- VPA2 Qty./Type: 50 L3

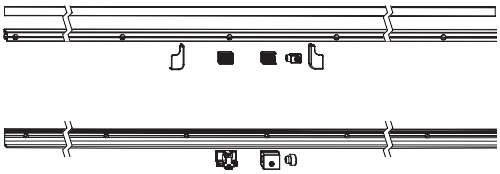

Article description	Art. no.	Colour	Surface	Colour of slide rail
SET RAIL KIT PPSK.2760.AGR25	5108546	anthracite grey, matt	painted ⓘ	silver
SET RAIL KIT PPSK.2760.BR	5108542	brown	plastic ⓘ	black
SET RAIL KIT PPSK.2760.BZ-RB	5108547	bronze-red brown	painted ⓘ	black
SET RAIL KIT PPSK.2760.F1	5108543	silver coloured	painted ⓘ	silver
SET RAIL KIT PPSK.2760.F9	5108544	titanium coloured	painted ⓘ	silver

winkhaus.com · All rights and modifications are reserved. · For more product information, visit our Partner Portal · partnerportal.winkhaus.com

Article description	Art. no.	Colour	Surface	Colour of slide rail
SET RAIL KIT PPSK.2760.SW25	5108545	matt black	painted	black
SET RAIL KIT PPSK.2760.WS	5108541	white	plastic	silver

Area of application BRB: 2761-3100 mm

- VPA2 Qty./Type: 50 L3

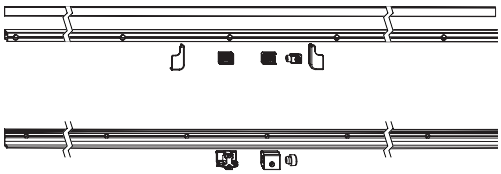

Article description	Art. no.	Colour	Surface	Colour of slide rail
SET RAIL KIT PPSK.3100.AGR25	5108553	anthracite grey, matt	painted	silver
SET RAIL KIT PPSK.3100.BR	5108549	brown	plastic	black
SET RAIL KIT PPSK.3100.BZ-RB	5108554	bronze-red brown	painted	black
SET RAIL KIT PPSK.3100.F1	5108550	silver coloured	painted	silver
SET RAIL KIT PPSK.3100.F9	5108551	titanium coloured	painted	silver
SET RAIL KIT PPSK.3100.SW25	5108552	matt black	painted	black
SET RAIL KIT PPSK.3100.WS	5108548	white	plastic	silver

Area of application BRB: 3101-3430 mm

- VPA2 Qty./Type: 50 L3

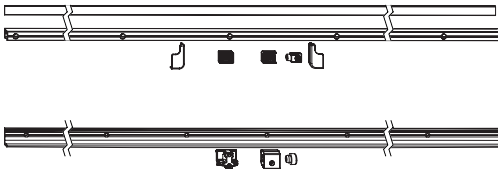

Article description	Art. no.	Colour	Surface	Colour of slide rail
SET RAIL KIT PPSK.3430.AGR25	5108560	anthracite grey, matt	painted	silver
SET RAIL KIT PPSK.3430.BR	5108556	brown	plastic	black
SET RAIL KIT PPSK.3430.BZ-RB	5108561	bronze-red brown	painted	black
SET RAIL KIT PPSK.3430.F1	5108557	silver coloured	painted	silver
SET RAIL KIT PPSK.3430.F9	5108558	titanium coloured	painted	silver
SET RAIL KIT PPSK.3430.SW25	5108559	matt black	painted	black
SET RAIL KIT PPSK.3430.WS	5108555	white	plastic	silver

Area of application BRB: 3431-4130 mm

- VPA2 Qty./Type: 50 L4

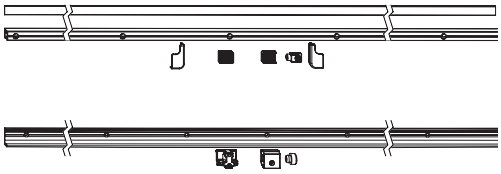

Article description	Art. no.	Colour	Surface	Colour of slide rail
SET RAIL KIT PPSK.4130.AGR25	5108567	anthracite grey, matt	painted	silver
SET RAIL KIT PPSK.4130.BR	5108563	brown	plastic	black
SET RAIL KIT PPSK.4130.BZ-RB	5108568	bronze-red brown	painted	black
SET RAIL KIT PPSK.4130.F1	5108564	silver coloured	painted	silver
SET RAIL KIT PPSK.4130.F9	5108565	titanium coloured	painted	silver
SET RAIL KIT PPSK.4130.SW25	5108566	matt black	painted	black
SET RAIL KIT PPSK.4130.WS	5108562	white	plastic	silver

winkhaus.com · All rights and modifications are reserved. · For more product information, visit our Partner Portal · partnerportal.winkhaus.com

Set type: Covering profile | primePort: PAS 160, SK 100 S, SK 160 S, SK 160 Z, SK 220 Z

- Window material: timber, PVC-U
- Groove centre position ⓘ: 9 mm, 13 mm
- Opening direction ⓘ: Left portal, Right portal
- VPA1 Qty./Type: 1 KT

max. sash rebate width: 950 mm

- Contents: Support rail cover profile, Bogie cover profile, Support piece, Retaining clip, Coupling rod
- VPA2 Qty./Type: 126 EA

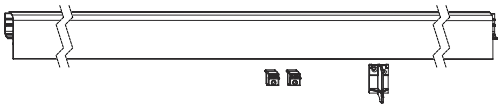

8

Article description	Art. no.	Colour	Surface
SET COVER PROFILE PPSK.950.AGR25	5113867	anthracite grey, matt	powdered ⓘ
SET COVER PROFILE PPSK.950.BR	5113863	brown	powdered ⓘ
SET COVER PROFILE PPSK.950.BZ-RB	5113868	bronze-red brown	painted ⓘ
SET COVER PROFILE PPSK.950.F1	5113864	silver coloured	powdered ⓘ
SET COVER PROFILE PPSK.950.F9	5113865	titanium coloured	powdered ⓘ
SET COVER PROFILE PPSK.950.SW25	5113866	matt black	powdered ⓘ
SET COVER PROFILE PPSK.950.WS	5113862	white	powdered ⓘ

max. sash rebate width: 1,300 mm

- Contents: Support rail cover profile, Bogie cover profile, Support piece, Retaining clip, Coupling rod
- VPA2 Qty./Type: 36 L1

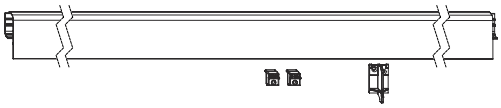

Article description	Art. no.	Colour	Surface
SET COVER PROFILE PPSK.1300.AGR25	5113874	anthracite grey, matt	powdered ⓘ
SET COVER PROFILE PPSK.1300.BR	5113870	brown	powdered ⓘ
SET COVER PROFILE PPSK.1300.BZ-RB	5113875	bronze-red brown	painted ⓘ
SET COVER PROFILE PPSK.1300.F1	5113871	silver coloured	powdered ⓘ
SET COVER PROFILE PPSK.1300.F9	5113872	titanium coloured	powdered ⓘ
SET COVER PROFILE PPSK.1300.SW25	5113873	matt black	powdered ⓘ
SET COVER PROFILE PPSK.1300.WS	5113869	white	powdered ⓘ

max. sash rebate width: 1,650 mm

- Contents: Support rail cover profile, Bogie cover profile, Support piece (2x), Retaining clip, Coupling rod, Support block
- VPA2 Qty./Type: 36 L1

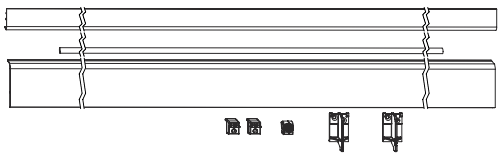

Article description	Art. no.	Colour	Surface
SET COVER PROFILE PPSK.1650.AGR25	5113881	anthracite grey, matt	powdered ⓘ
SET COVER PROFILE PPSK.1650.BR	5113877	brown	powdered ⓘ
SET COVER PROFILE PPSK.1650.BZ-RB	5113882	bronze-red brown	painted ⓘ
SET COVER PROFILE PPSK.1650.F1	5113878	silver coloured	powdered ⓘ
SET COVER PROFILE PPSK.1650.F9	5113879	titanium coloured	powdered ⓘ
SET COVER PROFILE PPSK.1650.SW25	5113880	matt black	powdered ⓘ
SET COVER PROFILE PPSK.1650.WS	5113876	white	powdered ⓘ

winkhaus.com · All rights and modifications are reserved. · For more product information, visit our Partner Portal · partnerportal.winkhaus.com

max. sash rebate width: 2,000 mm

- Contents: Support rail cover profile, Bogie cover profile, Support piece (2x), Retaining clip, Coupling rod, Support block
- VPA2 Qty./Type: 36 L2

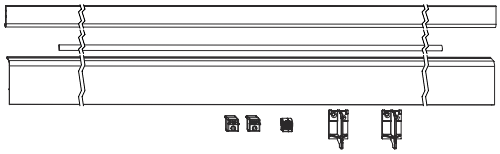

Article description	Art. no.	Colour	Surface
SET COVER PROFILE PPSK.2000.AGR25	5113888	anthracite grey, matt	powdered
SET COVER PROFILE PPSK.2000.BR	5113884	brown	powdered
SET COVER PROFILE PPSK.2000.BZ-RB	5113889	bronze-red brown	painted
SET COVER PROFILE PPSK.2000.F1	5113885	silver coloured	powdered
SET COVER PROFILE PPSK.2000.F9	5113886	titanium coloured	powdered
SET COVER PROFILE PPSK.2000.SW25	5113887	matt black	powdered
SET COVER PROFILE PPSK.2000.WS	5113883	white	powdered

Component type: Connection Rod

- Window material: aluminium, timber, PVC-U, steel
- Opening direction ⓘ: Left portal, Right portal

primePort: PAS 160, SK 100 S, SK 160 S, SK 160 Z, SK 220 Z

Article description	Art. no.	min. sash rebate height [mm]	max. sash rebate height [mm]	Number of locking points	Lock point design	VPA1 Qty./ Type	VPA3 Qty./Type
DRIVE ROD VSAM.800	5014974	510	800	0	-	20 BD	400 EA
DRIVE ROD VSAM.1050	5014975	710	1,050	0	-	20 BD	400 EA
DRIVE ROD VSAM.1050-1	5014976	710	1,050	1	Octagonal bolt ⓘ	20 BD	400 EA
DRIVE ROD VSAM.1400-1	5014977	900	1,400	1	Octagonal bolt ⓘ	20 BD	400 L1
DRIVE ROD VSAM.1800-2	5014979	1,300	1,800	2	Octagonal bolt ⓘ	10 BD	400 L1
DRIVE ROD VSAM.2300-3	5015010	1,800	2,300	3	Octagonal bolt ⓘ	10 BD	400 L2

winkhaus.com · All rights and modifications are reserved. · For more product information, visit our Partner Portal · partnerportal.winkhaus.com

Set type: Damper

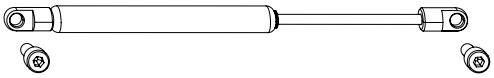

- Window material: aluminium, timber, PVC-U, steel
- Opening direction ⓘ: Left portal, Right portal
- Max. permissible sash weight ⓘ: 220 kg
- Contents: Damper, Screws (2x)
- VPA1 Qty./Type: 1 BL
- VPA2 Qty./Type: 100 KK
- VPA3 Qty./Type: 800 EK

Article description	Art. no.
SET DAMPER PPSK ①	5104612

① **Notice:**
The damper is used for retrofitting and is mounted in the sliding shear.

Component type: Operating sticker

- Opening direction ⓘ: Left portal, Right portal
- VPA1 Qty./Type: 50 BL
- VPA2 Qty./Type: 2.500 K3
- VPA3 Qty./Type: 20.000 E1

primePort: PAS 160

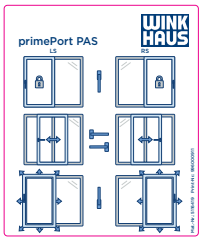

Article description	Art. no.
OPERATING STICKER PPPAS	5118415

primePort: SK 100 S, SK 160 S, SK 160 Z, SK 220 Z

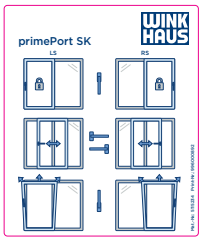

Article description	Art. no.
OPERATING STICKER PPSK	5118414

10

winkhaus.com · All rights and modifications are reserved. · For more product information, visit our Partner Portal · partnerportal.winkhaus.com

Set type: Screw-on drive

- primePort: SK 160 Z, SK 220 Z
- Window material: aluminium, timber, PVC-U, steel
- Opening direction ℹ: Left portal, Right portal
- Contents: Screw-on drive, Bridge ASG, Screws (6x)
- VPA1 Qty./Type: 1 KT
- VPA2 Qty./Type: 180 EA

Lockable: yes

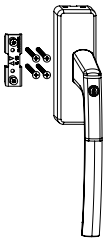

Article description	Art. no.	Colour	Surface
SET HANDLE ASG-A.PPSK.AGR25 ①②	5110842	anthracite grey, matt	powdered ℹ
SET HANDLE ASG-A.PPSK.BR ①②	5110838	brown	powdered ℹ
SET HANDLE ASG-A.PPSK.EV1 ①②	5110839	silver	Anodised ℹ
SET HANDLE ASG-A.PPSK.F4 ①②	5110843	bronze-red brown	Anodised ℹ
SET HANDLE ASG-A.PPSK.F9 ①②	5110840	titanium coloured	Anodised ℹ
SET HANDLE ASG-A.PPSK.SW25 ①②	5110841	matt black	powdered ℹ
SET HANDLE ASG-A.PPSK.WS ①②	5110837	white	powdered ℹ

① **Notice:**
2x metric screws for fixing the bridge.
4x screws for connection to the profile

② **Notice:**
Can only be used in combination with a “Connection rod VSK/VSM-ASG...”

Lockable: no

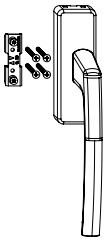

Article description	Art. no.	Colour	Surface
SET HANDLE ASG.PPSK.AGR25 ①②	5110835	anthracite grey, matt	powdered ℹ
SET HANDLE ASG.PPSK.BR ①②	5110831	brown	powdered ℹ
SET HANDLE ASG.PPSK.EV1 ①②	5110832	silver	Anodised ℹ
SET HANDLE ASG.PPSK.F4 ①②	5110836	bronze-red brown	Anodised ℹ
SET HANDLE ASG.PPSK.F9 ①②	5110833	titanium coloured	Anodised ℹ
SET HANDLE ASG.PPSK.SW25 ①②	5110834	matt black	powdered ℹ
SET HANDLE ASG.PPSK.WS ①②	5110830	white	powdered ℹ

① **Notice:**
2x metric screws for fixing the bridge.
4x screws for connection to the profile

② **Notice:**
Can only be used in combination with a “Connection rod VSK/VSM-ASG...”

Component type: Handle | primePort: PAS 160, SK 100 S, SK 160 S

- Window material: aluminium, timber, PVC-U, steel
- Inside handle: yes
- Outside handle: no
- Handle length: 160 mm
- Material: aluminium
- VPA1 Qty./Type: 1 KT
- VPA2 Qty./Type: 1 KT

Lockable: yes



Article description	Art. no.	Colour
HF.HANDLE PP.502A/160.AGR25	5112894	anthracite grey, matt
HF.HANDLE PP.502A/160.BR	5112890	brown
HF.HANDLE PP.502A/160.F1	5112891	silver coloured
HF.HANDLE PP.502A/160.F4	5112895	bronze-red brown
HF.HANDLE PP.502A/160.F9	5112892	titanium coloured
HF.HANDLE PP.502A/160.SW25	5112893	matt black
HF.HANDLE PP.502A/160.WS	5112889	white

10

Lockable: no



Article description	Art. no.	Colour
HF.HANDLE PP.502/160.AGR25	5112887	anthracite grey, matt
HF.HANDLE PP.502/160.BR	5112883	brown
HF.HANDLE PP.502/160.F1	5112884	silver coloured
HF.HANDLE PP.502/160.F4	5112888	bronze-red brown
HF.HANDLE PP.502/160.F9	5112885	titanium coloured
HF.HANDLE PP.502/160.SW25	5112886	matt black
HF.HANDLE PP.502/160.WS	5112882	white

winkhaus.com · All rights and modifications are reserved. · For more product information, visit our Partner Portal · partnerportal.winkhaus.com

Component type: Handle | primePort: SK 160 Z, SK 220 Z

- Window material: aluminium, timber, PVC-U, steel
- Inside handle: yes
- Outside handle: no
- Handle length: 200 mm
- Material: aluminium
- VPA1 Qty./Type: 1 KT
- VPA2 Qty./Type: 1 KT

Lockable: yes



Article description	Art. no.	Colour
HF.HANDLE PP.502A/200.AGR25 ①	5112908	anthracite grey, matt
HF.HANDLE PP.502A/200.BR ①	5112904	brown
HF.HANDLE PP.502A/200.F1 ①	5112905	silver coloured
HF.HANDLE PP.502A/200.F4 ①	5112909	bronze-red brown
HF.HANDLE PP.502A/200.F9 ①	5112906	titanium coloured
HF.HANDLE PP.502A/200.SW25 ①	5112907	matt black
HF.HANDLE PP.502A/200.WS ①	5112903	white

① **Notice:**
Only to be used in combination with reinforced drive rods GA...PP...

Lockable: no



Article description	Art. no.	Colour
HF.HANDLE PP.502/200.AGR25 ①	5112901	anthracite grey, matt
HF.HANDLE PP.502/200.BR ①	5112897	brown
HF.HANDLE PP.502/200.F1 ①	5112898	silver coloured
HF.HANDLE PP.502/200.F4 ①	5112902	bronze-red brown
HF.HANDLE PP.502/200.F9 ①	5112899	titanium coloured
HF.HANDLE PP.502/200.SW25 ①	5112900	matt black
HF.HANDLE PP.502/200.WS ①	5112896	white

① **Notice:**
Only to be used in combination with reinforced drive rods GA...PP...

Component type: Handle with rosette | primePort: SK 160 Z, SK 220 Z

- Window material: aluminium, timber, PVC-U, steel
- Locking cylinder design: Profile cylinder
- Handle length: 200 mm
- Material: aluminium
- VPA1 Qty./Type: 1 KT
- VPA2 Qty./Type: 1 KT

Outside handle: yes

- Inside handle: no
- Suit. for roller shutter guide ⓘ: yes

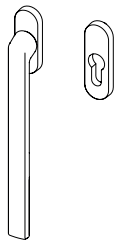

Article description	Art. no.	Colour
HF.HANDLE OUTS. PP.502/200.ROSETTE AGR25 ①	5112929	anthracite grey, matt
HF.HANDLE OUTS. PP.502/200.ROSETTE BR ①	5112925	brown
HF.HANDLE OUTS. PP.502/200.ROSETTE F1 ①	5112926	silver coloured
HF.HANDLE OUTS. PP.502/200.ROSETTE F4 ①	5112930	bronze-red brown
HF.HANDLE OUTS. PP.502/200.ROSETTE F9 ①	5112927	titanium coloured
HF.HANDLE OUTS. PP.502/200.ROSETTE SW25 ①	5112928	matt black
HF.HANDLE OUTS. PP.502/200.ROSETTE WS ①	5112924	white

① **Notice:**
Only to be used in combination with reinforced drive rods GA...PP...

Outside handle: no

- Inside handle: yes
- Suit. for roller shutter guide ⓘ: no

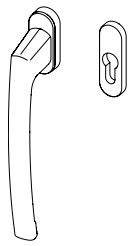

Article description	Art. no.	Colour
HF.HANDLE PP.502/200.ROSETTE AGR25 ①	5112922	anthracite grey, matt
HF.HANDLE PP.502/200.ROSETTE BR ①	5112918	brown
HF.HANDLE PP.502/200.ROSETTE F1 ①	5112919	silver coloured
HF.HANDLE PP.502/200.ROSETTE F4 ①	5112923	bronze-red brown
HF.HANDLE PP.502/200.ROSETTE F9 ①	5112920	titanium coloured
HF.HANDLE PP.502/200.ROSETTE SW25 ①	5112921	matt black
HF.HANDLE PP.502/200.ROSETTE WS ①	5112917	white

① **Notice:**
Only to be used in combination with reinforced drive rods GA...PP...

winkhaus.com · All rights and modifications are reserved. · For more product information, visit our Partner Portal · partnerportal.winkhaus.com

Component type: Recessed handle

- Window material: aluminium, timber, PVC-U, steel
- Inside handle: no
- Outside handle: yes
- Material: aluminium
- VPA2 Qty./Type: 50 KT



Article description	Art. no.	Colour
HF.RECESSED HANDLE PP.AGR25	5112915	anthracite grey, matt
HF.RECESSED HANDLE PP.BR	5112911	brown
HF.RECESSED HANDLE PP.F1	5112912	silver coloured
HF.RECESSED HANDLE PP.F4	5112916	bronze-red brown
HF.RECESSED HANDLE PP.F9	5112913	titanium coloured
HF.RECESSED HANDLE PP.SW25	5112914	matt black
HF.RECESSED HANDLE PP.WS	5112910	white

Component type: Square pin

- Component length: 130 mm
- Square size: 7 x 7 mm

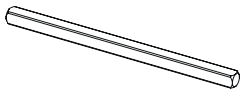

Article description	Art. no.
HF.SQUARE.PIN PP.7x130	5112932

10

winkhaus.com · All rights and modifications are reserved. · For more product information, visit our Partner Portal · partnerportal.winkhaus.com

Frame parts

General type discriptions

Designation / short designation / screws

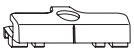

Keep / SBA... / 1

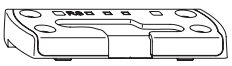

Security keep /
SBS... PAB...*/ 4
*(parallel action/tilt before turn))



Security keep / SBS... / 3

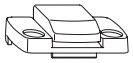

Sash lifter / FH ... / 2

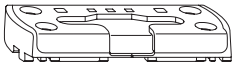

Security tilt keep / SBK... / 4

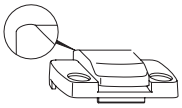

Sash lifter / FH.R. ... / 2
(radius at rear edge)

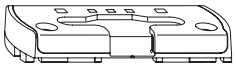

Security tilt keep / SBK... V
Screwed in the prechamber / 2

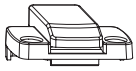

Sash lifter / FH.L. ... / 2 (long version)

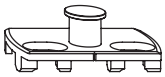

Frame part stay arm
RT.AS.PPSK.../2

11

The locking parts SBS...PAB...rs must be used for elements in the “Winkhaus left version” (opening to the right).
The locking parts SBS...PAB...ls must be used for elements in the “Winkhaus right version” (opening to the left).

Aluplast NML 13 mm
Ideal 2000 - 3000 UEB 20 mm

SBK		SBS		SBA		SBS.PAB	
SBK.K.61	2892209	SBS.K.61	2892129	SBA.K.61	2892073		
SBK.K.61.V	2892170						
RT AS		**FH**					
RT.AS.PPSK.K.3	5102165	FH.152	4949428				
		FH.R.152	4995853				
		FH.R.152.M10	5011126				

Aluplast NML 13 mm
Ideal 4000 - 8000, Energeto, Energeto Neo UEB 20 mm

SBK		SBS		SBA		SBS.PAB	
SBK.K.161	2861621	SBS.K.161	2861672	SBA.K.161	2824071	SBS.K.PAB.161.LS	4989275
SBK.K.161.I P5	5087903	SBS.K.161.I.P5	5087904	SBA.K.161.S.40	5001559	SBS.K.PAB.161.P10.LS	5097271
SBK.K.161.LK.SC	4949425	SBS.K.161.M3	4927769	SBA.K.66	4932001	SBS.K.PAB.161.P10.RS	5097270
SBK.K.161.M3	4927851	SBS.K.66.P5	4936140			SBS.K.PAB.161.RS	4989274
SBK.K.161.V	4927435						
SBK.K.66.P5	4936142						
SBK.K.66.V.P5	4936143						
RT AS		**FH**					
RT.AS.PPSK.K.5	5102167	FH.161	4949431				
		FH.R.161	4995855				

Brügmann / Salamander NML 13 mm
System AD UEB 20 mm

SBK		SBS		SBA		SBS.PAB	
SBK.K.94.P7	4927718	SBS.K.94.P7	4927717	SBA.K.94.P7	5102160	SBS.K.PAB.94.LS	5005499
SBK.K.94.V.P7	4927719					SBS.K.PAB.94.RS	5005940
RT AS		**FH**					
RT.AS.PPSK.K.3	5102165	FH.152	4949428				
		FH.R.152	4995853				
		FH.R.152.M10	5011126				

Brügmann / Salamander NML 13 mm
System MD UEB 20 mm

SBK		SBS		SBA		SBS.PAB	
SBK.K.94.P7	4927718	SBS.K.94.P7	4927717	SBA.K.94.P7	5102160	SBS.K.PAB.94.LS	5005499
SBK.K.94.V.P7	4927719					SBS.K.PAB.94.RS	5005940
RT AS		**FH**					
RT.AS.PPSK.K.3	5102165	FH.152	4949428				
		FH.R.152	4995853				
		FH.R.152.M10	5011126				

winkhaus.com · All rights and modifications are reserved. · For more product information, visit our Partner Portal · partnerportal.winkhaus.com

Deceuninck NML 13 mm
Arcade, Prestige, Deluxe, Elite, MD100, Eforte UEB 21 mm

SBK		SBS		SBA		SBS.PAB	
SBK.K.192	4932276	SBS.K.192	4932275	SBA.K.192	5002139	SBS.K.PAB.192.LS	4984400
SBK.K.192.S12.ZN	4937573	SBS.K.192.S12.ZN	4937572	SBA.K.192.RWS	4932786	SBS.K.PAB.192.RS	4984289
SBK.K.192.V	4932277			SBA.K.192.S12	4939192		
RT AS		**FH**					
		FH.192	4949434				
		FH.L.192	5008876				
		FH.R.192	4995858				

Deceuninck NML 13 mm
iCOR, Elegant UEB 21 mm

SBK		SBS		SBA		SBS.PAB	
SBK.K.169	4926366	SBS.K.169	4926363	SBA.K.169	5073712	SBS.K.PAB.169.LS	4989289
SBK.K.169.P7	4974642	SBS.K.169.P7	4974641	SBA.K.169_0,7	5102290	SBS.K.PAB.169.RS	4989288
SBK.K.169/21.P7	5042728						
RT AS		**FH**					
RT.AS.PPSK.K.4	5102166	FH.205	4949429				
		FH.L.205	5002710				
		FH.R.205	4995854				

Deceuninck NML 13 mm
Zendow, Neo UEB 20 mm

SBK		SBS		SBA		SBS.PAB	
SBK.K.169	4926366	SBS.K.169	4926363	SBA.K.169	5073712	SBS.K.PAB.169.LS	4989289
SBK.K.169.P7	4974642	SBS.K.169.P7	4974641	SBA.K.169_0,7	5102290	SBS.K.PAB.169.RS	4989288
SBK.K.169/21.P7	5042728						
RT AS		**FH**					
RT.AS.PPSK.K.4	5102166	FH.205	4949429				
		FH.L.205	5002710				
		FH.R.205	4995854				

Gealan NML 13 mm
3000 UEB 20 mm

SBK		SBS		SBA		SBS.PAB	
SBK.K.162	4929797	SBS.K.162	4929798	SBA.K.162	4929796		
SBK.K.162.P7	4964887	SBS.K.162.M3	5040828	SBA.K.62	4926222		
SBK.K.162.S.P7	5056334	SBS.K.162.P7	4964886				
SBK.K.162.V.P7	4964888	SBS.K.162.S.P7	5056333				
SBK.K.62	4929831	SBS.K.169.P7	4974641				
RT AS		**FH**					
RT.AS.PPSK.K.4	5102166	FH.205	4949429				
		FH.L.205	5002710				
		FH.R.205	4995854				

11

Gealan NML 13 mm
6000, 7000, 8000, 9000 UEB 20 mm

SBK		SBS		SBA		SBS.PAB	
SBK.K.162	4929797	SBS.K.162	4929798	SBA.K.162	4929796	SBS.K.PAB.162.LS	4989281
SBK.K.162.P7	4964887	SBS.K.162.M3	5040828			SBS.K.PAB.162.RS	4989280
SBK.K.162.S.P7	5056334	SBS.K.162.P7	4964886				
SBK.K.162.V	4929799	SBS.K.162.S	4988102				
SBK.K.162.V.P7	4964888	SBS.K.162.S.P7	5056333				
RT AS		**FH**					
RT.AS.PPSK.K.4	5102166	FH.205	4949429				
		FH.L.205	5002710				
		FH.R.205	4995854				

Gealan NML 13 mm
Kubus UEB 20 mm

SBK		SBS		SBA		SBS.PAB	
SBK.K.262.P7	5050623	SBS.K.262.P7	5050622	SBA.K.562.P7 KT	5004126		
RT AS		**FH**					

Internova NML 13 mm
Internova 6000 UEB 20 mm

SBK		SBS		SBA		SBS.PAB	
SBK.K.16	4936032	SBS.K.16	4936031	SBA.K.16	4936437		
RT AS		**FH**					
RT.AS.PPSK.K.3	5102165	FH.152	4949428				
		FH.R.152	4995853				
		FH.R.152.M10	5011126				

KBE (Profine) NML 13 mm
70 AD / 70 MD / 88+ UEB 20 mm

SBK		SBS		SBA		SBS.PAB	
SBK.K.205.P5	4996028	SBS.K.205	5039488	SBA.K.205.P5	2922210	SBS.K.PAB.205.LS	5053598
SBK.K.205.S.P5	5046012	SBS.K.205.P5	4996029			SBS.K.PAB.205.RS	5053597
SBK.K.205.V.P5	4996027	SBS.K.205.S.P5	5046011				
RT AS		**FH**					
RT.AS.PPSK.K.4	5102166	FH.205	4949429				
		FH.L.205	5002710				
		FH.R.205	4995854				

KBE (Profine) NML 13 mm
76 AD, 76 MD UEB 20 mm

SBK		SBS		SBA		SBS.PAB	
SBK.K.205.P5	4996028	SBS.K.205	5039488	SBA.K.205.P5	2922210	SBS.K.PAB.205.LS	5053598
SBK.K.205.S.P5	5046012	SBS.K.205.P5	4996029			SBS.K.PAB.205.RS	5053597
SBK.K.205.V.P5	4996027	SBS.K.205.S.P5	5046011				
RT AS		**FH**					
RT.AS.PPSK.K.4	5102166	FH.205	4949429				
		FH.L.205	5002710				
		FH.R.205	4995854				

winkhaus.com · All rights and modifications are reserved. · For more product information, visit our Partner Portal · partnerportal.winkhaus.com

Kömmerling (Profine) NML 13 mm
Classic, Elegance, Avantgarde, 88+ UEB 20 mm

SBK		SBS		SBA		SBS.PAB	
SBK.K.144	5049010	SBS.K.144	2920661	SBA.K.144	2920652	SBS.K.PAB.144.LS	4989263
SBK.K.144.S	2920687	SBS.K.144.M3	5013386	SBA.K.144.V	4927431	SBS.K.PAB.144.RS	4989262
SBK.K.144.S.A	4982884	SBS.K.144.S	4969911	SBA.K.244	4931453		
SBK.K.144.V	4927432						
RT AS		**FH**					
RT.AS.PPSK.K.5	5102167	FH.144	4949433				
		FH.R.144	4995856				

Kömmerling (Profine) NML 13 mm
76 AD, 76 MD UEB 20 mm

SBK		SBS		SBA		SBS.PAB	
SBK.K.205.P5	4996028	SBS.K.205	5039488	SBA.K.205.P5	2922210	SBS.K.PAB.205.LS	5053598
SBK.K.205.S.P5	5046012	SBS.K.205.P5	4996029			SBS.K.PAB.205.RS	5053597
SBK.K.205.V.P5	4996027	SBS.K.205.S.P5	5046011				
RT AS		**FH**					
RT.AS.PPSK.K.4	5102166	FH.205	4949429				
		FH.L.205	5002710				
		FH.R.205	4995854				

LB.Profile NML 13 mm
PAD / PMD / PCD UEB 20 mm

SBK		SBS		SBA		SBS.PAB	
SBK.K.12	4926374	SBS.K.12	4926373	SBA.K.12	4926372		
SBK.K.12.V	4926375						
RT AS		**FH**					
RT.AS.PPSK.K.3	5102165	FH.152	4949428				
		FH.R.152	4995853				
		FH.R.152.M10	5011126				

Plustec NML 13 mm
Plustec UEB 20 mm

SBK		SBS		SBA		SBS.PAB	
SBK.K.76.M3	4926437	SBS.K.76.M3	4926436	SBA.K.76	4926432		
SBK.K.76.V.M3	4926438						
RT AS		**FH**					
RT.AS.PPSK.K.3	5102165	FH.152	4949428				
		FH.R.152	4995853				
		FH.R.152.M10	5011126				

Rehau NML 13 mm
Geneo, Synego UEB 20 mm

SBK		SBS		SBA		SBS.PAB	
SBK.K.160	4933118	SBS.K.160.S16.WK2	4941217	SBA.K.160	4933116	SBS.K.PAB.160.LS	4966467
		SBS.K.160.WK2	4933803			SBS.K.PAB.160.RS	4966466
		SBS.K.60.M3	4927768				
RT AS		**FH**					
RT.AS.PPSK.K.4	5102166	FH.205	4949429				
		FH.L.205	5002710				
		FH.R.205	4995854				

winkhaus.com · All rights and modifications are reserved. · For more product information, visit our Partner Portal · partnerportal.winkhaus.com

Rehau NML 13 mm
S735, Brillant, Thermo-Design, Brillant-Design, Basic-Design UEB 20 mm

SBK		SBS		SBA		SBS.PAB	
SBK.K.60	2861584	SBS.K.60	2861656	SBA.K.60	2824046	SBS.K.PAB.60.LS	4989251
SBK.K.60.M3	4927850	SBS.K.60.M3	4927768	SBA.K.60 -0,3	4931375	SBS.K.PAB.60.RS	4989250
SBK.K.60.M3.LK.SC	4949427	SBS.K.60.M3.LK.SC	4949426				
SBK.K.60.V	4927433						
RT AS		**FH**					
RT.AS.PPSK.K.4	5102166	FH.60	4949432				
		FH.R.60	4995857				

Roplasto NML 13 mm
7001 AD, 7001 MD UEB 22 mm

SBK		SBS		SBA		SBS.PAB	
SBK.K.211	4931331	SBS.K.211	4931330	SBA.K.211	4931329		
RT AS		**FH**					
RT.AS.PPSK.K.4	5102166	FH.205	4949429				
		FH.L.205	5002710				
		FH.R.205	4995854				

Schüco NML 13 mm
Corona 60 UEB 20 mm

SBK		SBS		SBA		SBS.PAB	
SBK.K.66.P5	4936142	SBS.K.66.P5	4936140	SBA.K.166	4930272		
SBK.K.66.P7	5027282	SBS.K.66.P7	5027283	SBA.K.66	4932001		
SBK.K.66.V.P5	4936143						
RT AS		**FH**					
RT.AS.PPSK.K.5	5102167	FH.161	4949431				
		FH.R.161	4995855				

Schüco NML 13 mm
Corona 70 / Corana SI 82 UEB 20 mm

SBK		SBS		SBA		SBS.PAB	
SBK.K.166	4930269	SBS.K.166	4930271	SBA.K.166	4930272	SBS.K.PAB.166.LS	4978140
SBK.K.166.V	4930270					SBS.K.PAB.166.RS	4978119
RT AS		**FH**					
RT.AS.PPSK.K.3	5102165	FH.152	4949428				
		FH.R.152	4995853				
		FH.R.152.M10	5011126				

Schüco NML 13 mm
Living UEB 20 mm

SBK		SBS		SBA		SBS.PAB	
SBK.K.166	4930269	SBS.K.166	4930271	SBA.K.166	4930272	SBS.K.PAB.166.LS	4978140
SBK.K.166.V	4930270					SBS.K.PAB.166.RS	4978119
RT AS		**FH**					
RT.AS.PPSK.K.3	5102165	FH.152	4949428				
		FH.R.152	4995853				
		FH.R.152.M10	5011126				

11

winkhaus.com · All rights and modifications are reserved. · For more product information, visit our Partner Portal · partnerportal.winkhaus.com

Trocal (Profine) NML 13 mm
InnoNova 2000 / 88+ UEB 20 mm

SBK		SBS		SBA		SBS.PAB	
SBK.K.126.V.P3	4998434	SBS.K.126.ZN	4926198	SBA.K.126	4926196		
RT AS		**FH**					

Trocal (Profine) NML 13 mm
76 AD, 76 MD UEB 20 mm

SBK		SBS		SBA		SBS.PAB	
SBK.K.205.P5	4996028	SBS.K.205	5039488	SBA.K.205.P5	2922210	SBS.K.PAB.205.LS	5053598
SBK.K.205.S.P5	5046012	SBS.K.205.P5	4996029			SBS.K.PAB.205.RS	5053597
SBK.K.205.V.P5	4996027	SBS.K.205.S.P5	5046011				
RT AS		**FH**					
RT.AS.PPSK.K.4	5102166	FH.205	4949429				
		FH.L.205	5002710				
		FH.R.205	4995854				

Trocal (Profine) NML 13 mm
InnoNova A5 / M5 UEB 20 mm

SBK		SBS		SBA		SBS.PAB	
SBK.K.226.P5	2921217	SBS.K.226.P5	2921137	SBA.K.226	2921090		
SBK.K.226.V.P5	2921233						
RT AS		**FH**					
RT.AS.PPSK.K.3	5102165	FH.152	4949428				
		FH.R.152	4995853				
		FH.R.152.M10	5011126				

Veka NML 13 mm
Softline 70 AD/MD, Softline 82 AD/MD, Softline 76 AD/MD, Artline 82 UEB 20 mm

SBK		SBS		SBA		SBS.PAB	
SBK.K.152	4938546	SBS.K.152	4990061	SBA.K.152	5050727	SBS.K.PAB.152.LS	4989269
SBK.K.152.GR	4938548	SBS.K.152.GR	4990069	SBA.K.152_0,5	5050726	SBS.K.PAB.152.RS	4989268
SBK.K.152.P5	4939133	SBS.K.152.M3	4984031	SBA.K.552_0,5	5115573		
SBK.K.152.V	4938547	SBS.K.152.P5	4938954				
SBK.K.152.V.GR	4938549	SBS.K.152.S	4937038				
SBK.K.152.V.P5	4939137						
RT AS		**FH**					
RT.AS.PPSK.K.3	5102165	FH.152	4949428				
		FH.R.152	4995853				
		FH.R.152.M10	5011126				

Wymar NML 13 mm
2500 UEB 20 mm

SBK		SBS		SBA		SBS.PAB	
SBK.K.14	4936198	SBS.K.14	4936197	SBA.K.14	4936196		
RT AS		**FH**					
RT.AS.PPSK.K.4	5102166	FH.152	4949428				
		FH.R.152	4995853				
		FH.R.152.M10	5011126				

Wymar **NML 13 mm**
3000 **UEB 20 mm**

SBK		SBS		SBA		SBS.PAB	
SBK.K.114	4936246	SBS.K.114	4936244	SBA.K.114	4936243		
RT AS		**FH**					
RT.AS.PPSK.K.5	5102167	FH.161	4949431				
		FH.R.161	4995855				

Timber 12 **NML 13 mm**
NML 13 mm, EF 24 **UEB 18-20 mm**

SBK		SBS		SBA		SBS.PAB	
SBK.H.13-24.LS	4940114	SBS.H.13-24 LS	4940161	SBA.H.13-24	4940185	SBS.H.PAB.13-24.Z8.LS	5071092
SBK.H.13-24.RS	4940113	SBS.H.13-24 RS	4940160			SBS.H.PAB.13-24.Z8.RS	5071091
RT AS		**FH**					
RT.AS.PPSK.H.24.8-32	5107294	GRT.FH.H	4987305				

Timber 12 **NML 9 mm**
NML 9 mm, EF 20 **UEB 18-20 mm**

SBK		SBS		SBA		SBS.PAB	
SBK.H.9-18.LS	4928313	SBS.H.9-20.LS	4928321	SBA.H.9-20	4928319		
SBK.H.9-18.RS	4928311	SBS.H.9-20.LS.WK	4993749				
SBK.H.9-20.LS	4928324	SBS.H.9-20.RS	4928320				
SBK.H.9-20.RS	4928323	SBS.H.9-20.RS.WK	4993748				
RT AS		**FH**					
RT.AS.PPSK.H.20.8-32	5116277	GRT.FH.H	4987305				

winkhaus.com · All rights and modifications are reserved. · For more product information, visit our Partner Portal · partnerportal.winkhaus.com

Component group: Sales and assembly aids

- Window material: aluminium, timber, PVC-U, steel
- Opening direction ℹ: Left portal, Right portal

Component type: Fitting Piece/ Adapter | Application of component: Connection rod VSM-ASG

- min. sash rebate width: -
- max. sash rebate width: -

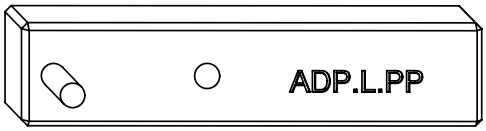

Article description	Art. no.
ADAPTER OF RULER PP	5109500

Component type: Drilling and milling jig | Application of component: Screw-on drive, Stay arm

- min. sash rebate width: -
- max. sash rebate width: -

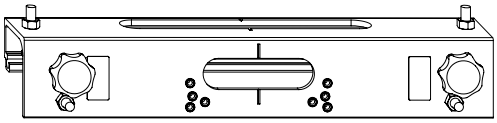

Article description	Art. no.
JIG SCREW-ON DRIVE/STAY ARM PPSK	5107677

Component type: Segmented Jig | Application of component: Frame part stay arm, Locking keeps

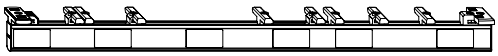

Article description	Art. no.	min. sash rebate width [mm]	max. sash rebate width [mm]
JIG LE.N.PPSK.0620-1300	5107679	710	1,300
JIG LE.N.PPSK.1301-2000	5107680	1,301	2,000

Component type: Drilling Jig, Hole Gauge

- primePort: PAS 160, SK 100 S, SK 160 S, SK 160 Z, SK 220 Z
- Window material: aluminium, timber, PVC-U, steel
- Opening direction ⓘ: Left portal, Right portal

Application of component: Support piece, Support rail, Bogie, Reinforcement part

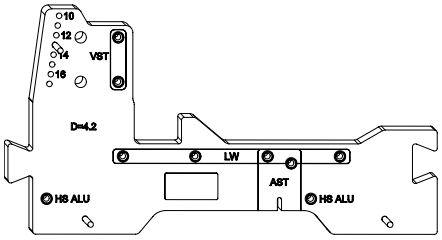

Article description	Art. no.
JIG BOGIE PPSK	5107673

Application of component: Guide rail, Slide rail



Article description	Art. no.
JIG DRILL CENTERING PPSK	5107678

Application of component: Drive rod with profile cyl.

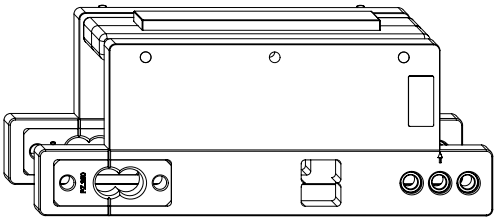

Article description	Art. no.
JIG PROFILE CYLINDER 250 ①	5107672

① **Notice:**
Mandatory for reinforced and lockable drive rods GA...PP... because the profile cylinder is mounted above the gear case.

winkhaus.com · All rights and modifications are reserved. · For more product information, visit our Partner Portal · partnerportal.winkhaus.com

Component type: Positioning Aid

- primePort: PAS 160, SK 100 S, SK 160 S, SK 160 Z, SK 220 Z
- Window material: aluminium, timber, PVC-U, steel
- Opening direction ℹ: Left portal, Right portal

Application of component: Guide rail, Slide rail

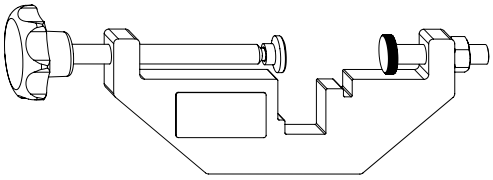

Article description	Art. no.
JIG SLIDE/GUIDE RAIL PPSK	5107675

Application of component: Guide block

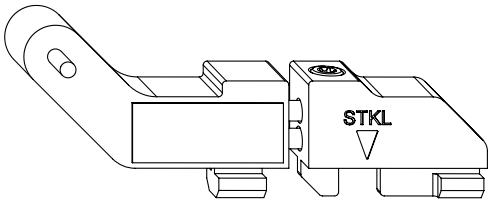

Article description	Art. no.
JIG GUIDE BLOCK STKL.PPSK	5110575

12

Description of features

Backset

The backset of a drive unit is the distance between the outer faceplate surface and the center axis of the spindle for the window handle.
X = backset

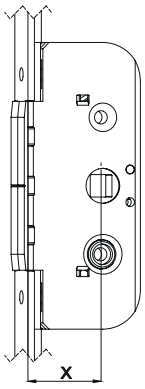

Bracket lengths

The lengths of the legs of components that are mounted at the corners of the window are specified.
If only one dimension is specified, both legs have the same length.

Groove centre position

The groove centre position is the distance from the inner edge of the frame to the centre of the groove in which the fitting is installed. The two usual dimensions of groove centre positions are 9 mm and 13 mm. The groove centre position is shown in the following illustration.
X = groove centre position

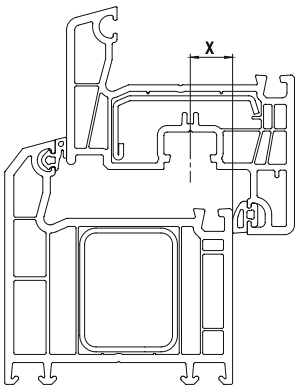

Handle height

The handle position is measured from the bottom sash rebate edge to the centre of the spindle of the drive unit.

Lock point design

Locking Keep

The keep is the counterpart to the locking bolt and is located on fitting parts that are mounted in the inactive (second-opening) sash.

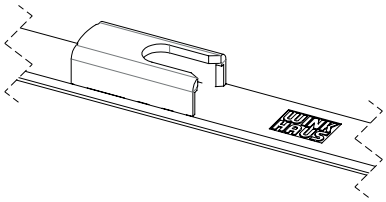

winkhaus.com · All rights and modifications are reserved. · For more product information, visit our Partner Portal · partnerportal.winkhaus.com

Octagonal bolt
The octagonal bolt is the standard bolt of the activPilot fitting system and has the following properties.
Mushroom head (increased burglary protection in combination with security keeps)
Contact pressure adjustment from +0.8 mm to -0.8 mm

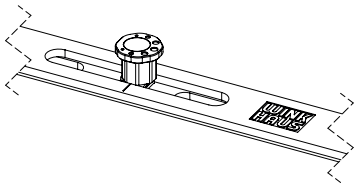

Max. permissible sash weight

This value specifies the maximum sash weight for which the window fitting system is approved. However, other parameters must be taken into account in order to determine the final permissible sash sizes. For this purpose, the respective application diagram from the product catalogue must be consulted.

Opening direction

The opening direction of sliding elements is determined in accordance with DIN EN 12519. When viewed from the inside, a closed element with a left-opening sash has the opening direction “Right portal”
1. Right portal
2. Left portal

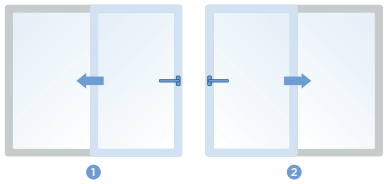

Suit. for roller shutter guide

Handles that are suitable for roller shutter guides are flatter, so the roller shutters can be lowered without colliding with the handle.

Surface

Anodised
Anodising is a process for surface treatment of aluminium components in which a protective layer is created on the metal by means of oxidation.

Galvanised
The surface is galvanised with a Cr(VI)-free conversion layer, exposure level 5.

painted
Varnished surfaces have 3 times the corrosion resistance of standard galvanised surfaces. This makes them particularly suitable for applications in coastal areas.

plastic
These are plastic components without surface treatment.

powdered
The paint powder is sprayed onto the surfaces and then baked and melted at 160 – 200 °C. This ensures very high corrosion resistance and a visually appealing surface.

Surface of rail

anodised
Anodising is a process for surface treatment of aluminium components in which a protective layer is created on the metal by means of oxidation.

Manufactured and distributed by:
Aug. Winkhaus GmbH & Co. KG
August-Winkhaus-Straße 31
48291 Telgte
Germany

Contact:
T +49 2504 921-0
F +49 2504 921-340
fenstertechnik@winkhaus.de

For UK imported by:
Winkhaus UK Ltd.
2950 Kettering Parkway
NN15 6XZ Kettering
Great Britain

Contact:
T +44 1536 316 000
F +44 1536 416 516
enquiries@winkhaus.co.uk

winkhaus.co.uk

FT AS · July 2024 · Print-No. 996000919 · 1.8 · en · All rights and modifications are reserved.